

HW 2

EE 3015  
Signals and Systems

Spring 2020  
University of Minnesota, Twin Cities

Nasser M. Abbasi

May 27, 2020

Compiled on May 27, 2020 at 12:21am

# Contents

## 1 Problem 2.1, Chapter 2

Let  $x[n] = \delta[n] + 2\delta[n-1] - \delta[n-3]$  and  $h[n] = 2\delta[n+1] + 2\delta[n-1]$ . Compute and plot each of the following convolutions (a)  $y_1[n] = x[n] \otimes h[n]$  (b)  $y_2[n] = x[n+2] \otimes h[n]$

Solution

### 1.1 Part a

The following is plot of  $x[n], h[n]$

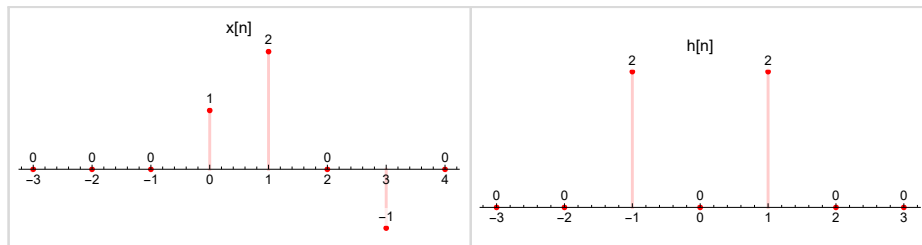


Figure 1: Plot of  $x[n], h[n]$

```
x[n_] := If[n == 0, 1, 0];
p1 = DiscretePlot[x[n] + 2 x[n - 1] - x[n - 3], {n, -3, 4},
  Axes -> {True, False},
  PlotRangePadding -> 0.25, PlotLabel -> "x[n]",
  ImageSize -> 300,
  PlotStyle -> {Thick, Red},
  LabelingFunction -> Above,
  AspectRatio -> Automatic,
  PlotRange -> {Automatic, {-1, 2}}];
p2 = DiscretePlot[2 x[n + 1] + 2 x[n - 1], {n, -3, 3},
  Axes -> {True, False},
  PlotRangePadding -> 0.25,
  LabelingFunction -> Above,
  PlotStyle -> {Thick, Red},
  PlotRangePadding -> 2,
  PlotLabel -> "h[n]",
  ImageSize -> 300,
  AspectRatio -> Automatic,
  PlotRange -> {Automatic, {0, 2}}];
p = Grid[{{p1, p2}}, Spacings -> {1, 1}, Frame -> All, FrameStyle -> LightGray];
```

Figure 2: Code used for the above

Linear convolution is done by flipping  $h[n]$  (reflection), then shifting the now flipped  $h[n]$  one step to the right at a time. Each step the corresponding entries of  $h[n]$  and  $x[n]$  are multiplied and added. This is done until no overlapping between the two sequences. Mathematically this is the same as

$$y[n] = \sum_{k=-\infty}^{\infty} x[k] h[n-k]$$

Since  $x[n]$  length is 3 and  $x[n] = 0$  for  $n < 0$  then the sum is

$$y[n] = \sum_{k=0}^3 x[k] h[n-k]$$

For  $n = -1$

$$\begin{aligned} y[-1] &= \sum_{k=0}^3 x[k] h[-1-k] \\ &= x[0] h[-1] + x[1] h[0] + x[2] h[1] + x[3] h[2] \\ &= (1)(2) + (2)(0) + (0)(2) + (-1)(0) \\ &= 2 \end{aligned}$$

For  $n = 0$

$$\begin{aligned} y[0] &= \sum_{k=0}^3 x[k]h[-k] \\ &= x[0]h[0] + x[1]h[-1] + x[2]h[-2] + x[3]h[-3] \\ &= 0 + (2)(2) + 0 + 0 \\ &= 4 \end{aligned}$$

For  $n = 1$

$$\begin{aligned} y[1] &= \sum_{k=0}^3 x[k]h[1-k] \\ &= x[0]h[1] + x[1]h[0] + x[2]h[-1] + x[3]h[-2] \\ &= (1)(2) + (2)(0) + (0)(1) + (-1)(0) \\ &= 2 \end{aligned}$$

For  $n = 2$

$$\begin{aligned} y[2] &= \sum_{k=0}^3 x[k]h[2-k] \\ &= x[0]h[2] + x[1]h[1] + x[2]h[0] + x[3]h[-1] \\ &= (1)(0) + (2)(2) + (0)(0) + (-1)(2) \\ &= 2 \end{aligned}$$

For  $n = 3$

$$\begin{aligned} y[3] &= \sum_{k=0}^3 x[k]h[3-k] \\ &= x[0]h[3] + x[1]h[2] + x[2]h[1] + x[3]h[0] \\ &= (1)(0) + (2)(0) + (0)(2) + (-1)(2) \\ &= 0 \end{aligned}$$

For  $n = 4$

$$\begin{aligned} y[4] &= \sum_{k=0}^3 x[k]h[4-k] \\ &= x[0]h[4] + x[1]h[3] + x[2]h[2] + x[3]h[1] \\ &= (1)(0) + (2)(0) + (0)(2) + (-1)(2) \\ &= -2 \end{aligned}$$

All higher  $n$  values give  $y[n] = 0$ . Therefore

$$y_1[n] = 2\delta[n+1] + 4\delta[n] + 2\delta[n-1] + 2\delta[n-2] - 2\delta[n-4]$$

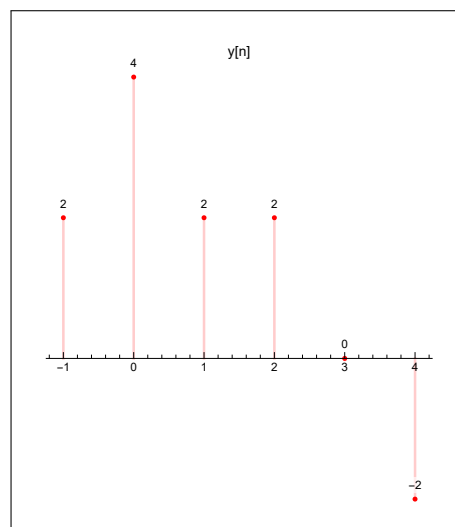


Figure 3: Plot of  $y[n]$

## 1.2 Part b

First  $x[n]$  is shifted to the left by 2 to obtain  $x[n+2]$  and the result is convolved with  $h[n]$

The following is plot of  $x[n+2], h[n]$

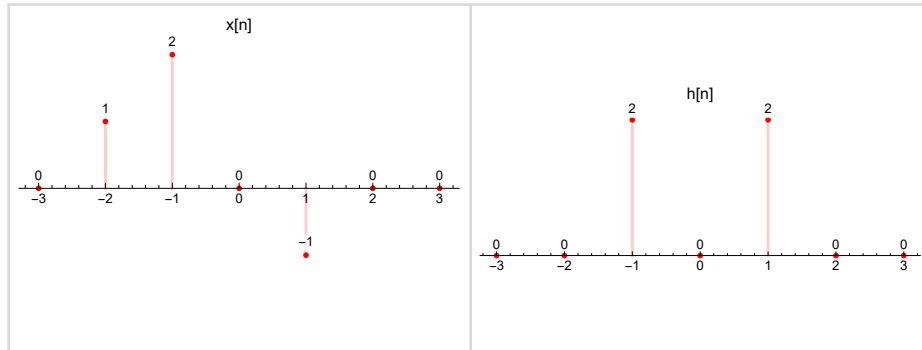


Figure 4: Plot of  $x[n+2], h[n]$

Since Linear time invariant system, then shifted input convolved with  $h[n]$  will give the shifted output found in part (a). Hence  $y_2[n] = y_1[n+2]$ . Hence

$$y_2[n] = 2\delta[n+3] + 4\delta[n+2] + 2\delta[n+1] + 2\delta[n] - 2\delta[n-2]$$

To show this explicitly, the convolution of shifted input is now computed directly. Linear convolution is

$$y[n] = \sum_{k=-\infty}^{\infty} x[k]h[n-k]$$

Since  $x[n+2]$  length is 3 and  $x[n] = 0$  for  $n < -2$  then the sum is

$$y[n] = \sum_{k=-2}^1 x[k]h[n-k]$$

For  $n = -3$

$$\begin{aligned} y[-3] &= \sum_{k=-2}^1 x[k]h[-3-k] \\ &= x[-2]h[-1] + x[-1]h[-2] + x[0]h[-3] + x[1]h[-4] \\ &= (1)(2) + (2)(0) + (0)(0) + (-1)(0) \\ &= 2 \end{aligned}$$

For  $n = -2$

$$\begin{aligned} y[-2] &= \sum_{k=-2}^1 x[k]h[-2-k] \\ &= x[-2]h[0] + x[-1]h[-1] + x[0]h[-2] + x[1]h[-3] \\ &= (1)(0) + (2)(2) + 0 + (-1)(0) \\ &= 4 \end{aligned}$$

For  $n = -1$

$$\begin{aligned} y[-1] &= \sum_{k=-2}^1 x[k]h[-1-k] \\ &= x[-2]h[1] + x[-1]h[0] + x[0]h[-1] + x[1]h[-2] \\ &= (1)(2) + (2)(0) + 0 + (-1)(0) \\ &= 2 \end{aligned}$$

For  $n = 0$

$$\begin{aligned}
 y[0] &= \sum_{k=-2}^1 x[k]h[0-k] \\
 &= x[-2]h[2] + x[-1]h[1] + x[0]h[0] + x[1]h[-1] \\
 &= (1)(0) + (2)(2) + 0 + (-1)(2) \\
 &= 2
 \end{aligned}$$

For  $n = 1$

$$\begin{aligned}
 y[1] &= \sum_{k=-2}^1 x[k]h[1-k] \\
 &= x[-2]h[3] + x[-1]h[2] + x[0]h[1] + x[1]h[0] \\
 &= (1)(0) + (2)(2) + 0 + (-1)(0) \\
 &= 4
 \end{aligned}$$

For  $n = 2$

$$\begin{aligned}
 y[2] &= \sum_{k=-2}^1 x[k]h[2-k] \\
 &= x[-2]h[4] + x[-1]h[3] + x[0]h[2] + x[1]h[1] \\
 &= (1)(0) + (2)(0) + 0 + (-1)(2) \\
 &= -2
 \end{aligned}$$

Hence

$$y[n] = 2\delta[n+3] + 4\delta[n+2] + 2\delta[n+1] + 2\delta[n] - 2\delta[n-2]$$

Which is the shifted output found in part (a)

## 2 Problem 2.6, Chapter 2

Compute and plot the convolution  $y[n] = x[n] \otimes h[n]$  where  $x[n] = \left(\frac{1}{3}\right)^{-n} u[-n-1]$  and  $h[n] = u[n-1]$

### Solution

It is easier to do this using graphical method.  $y[n] = \sum_{k=-\infty}^{\infty} x[k]h[n-k]$ . We could either flip and shift  $x[n]$  or  $h[n]$ . Let us flip and shift  $h[n]$ . This below is the result for  $n = 0$  when  $h[n-k]$  and  $x[k]$  are plotted on top of each others

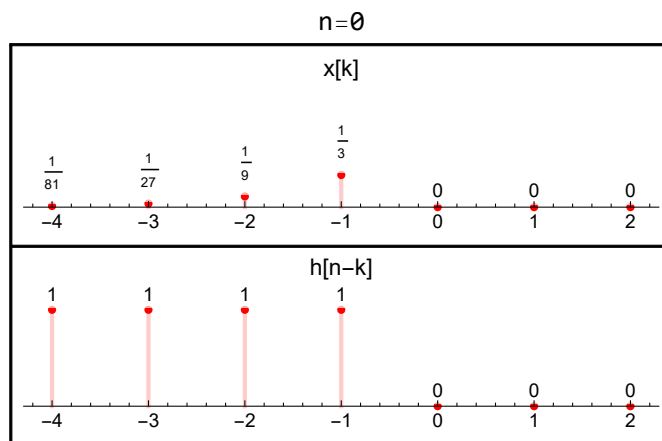


Figure 5: Convolution sum for  $n = 0$

By multiplying corresponding values and summing the result can be seen to be  $\sum_{k=1}^{\infty} \left(\frac{1}{3}\right)^k$ . Let  $r = \frac{1}{3}$  then this sum is  $(\sum_{k=0}^{\infty} r^k) - 1$  But  $\sum_{k=0}^{\infty} r^k = \frac{1}{1-r}$  since  $r < 1$ . Therefore

$$\begin{aligned} \sum_{k=1}^{\infty} \left(\frac{1}{3}\right)^k &= \frac{1}{1 - \frac{1}{3}} - 1 \\ &= \frac{3}{3-1} - 1 \\ &= \frac{3}{2} - 1 \\ &= \frac{1}{2} \end{aligned}$$

Hence  $y[0] = \frac{1}{2}$ . Now, the signal  $h[n-k]$  is shifted to the right by 1 then 2 then 3 and so on. This gives  $y[1], y[2], \dots$ . Each time, the same sum result which is  $\frac{1}{2}$ . Here is a diagram for  $n = 1$  and  $n = 2$  for illustration

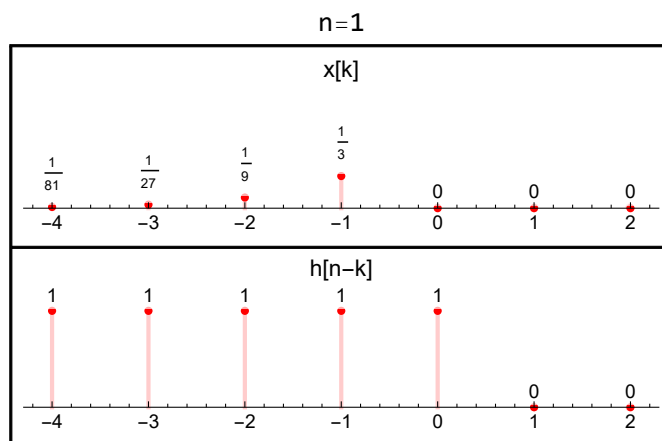
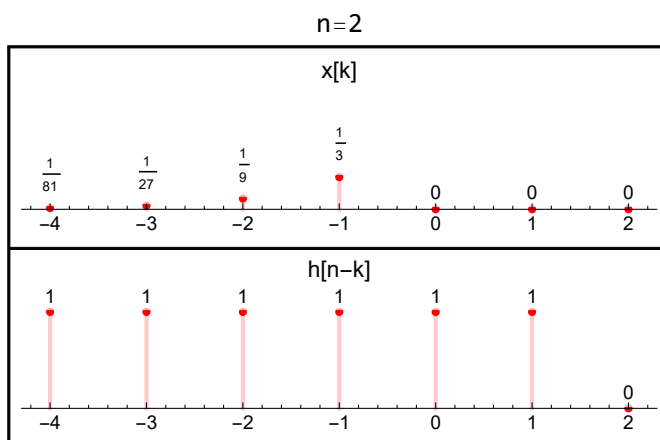
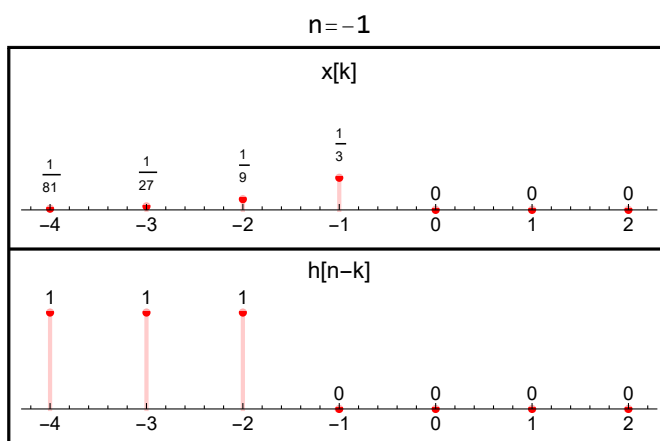


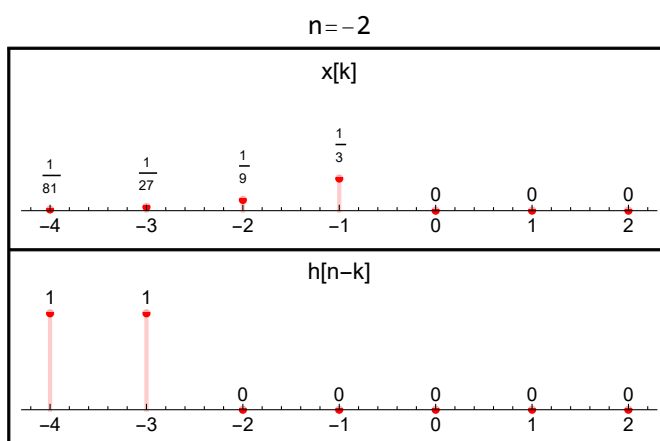
Figure 6: Convolution sum for  $n = 1$

Figure 7: Convolution sum for  $n = 2$ 

Therefore  $y[n] = \frac{1}{2}$  for  $n \geq 0$ . Now we will look to see what happens when  $h[-k]$  is shifted to the left. For  $n = -1$  this is the result

Figure 8: Convolution sum for  $n = -1$ 

When multiplying the corresponding elements and adding, now the element  $\frac{1}{3}$  is multiplied by a zero and not by 1. Hence the sum becomes  $\left(\sum_{k=1}^{\infty} \left(\frac{1}{3}\right)^k\right) - \frac{1}{3}$  which is  $\frac{1}{2} - \frac{1}{3} = \frac{1}{6} = \left(\frac{1}{2}\right)\left(\frac{1}{3}\right)$ . Therefore  $y[-1] = \frac{1}{6}$ . When  $h[-k]$  is shifted to the left one more step, it gives  $y[-2]$  which is

Figure 9: Convolution sum for  $n = -2$ 

We see from the above diagram that now  $\frac{1}{3}$  and  $\frac{1}{9}$  do not contribute to the sum since both are multiplied by zero. This means  $y[-2] = \left(\sum_{k=1}^{\infty} \left(\frac{1}{3}\right)^k\right) - \left(\frac{1}{3} + \frac{1}{9}\right) = \frac{1}{2} - \left(\frac{1}{3} + \frac{1}{9}\right) = \frac{1}{18} = \left(\frac{1}{2}\right)\left(\frac{1}{9}\right)$ .



Each time  $h[-k]$  is shifted to the left by one, the sum reduces. From the above we see that

$$y[-1] = \left(\frac{1}{2}\right)\left(\frac{1}{3}\right)$$

$$y[-2] = \left(\frac{1}{2}\right)\left(\frac{1}{3^2}\right)$$

Hence by extrapolation the pattern is

$$y[-n] = \left(\frac{1}{2}\right)\left(\frac{1}{3^{-n}}\right)$$

$$= \frac{3^n}{2}$$

Therefore the final result is

$$y[n] = \begin{cases} \frac{1}{2} & n \geq 0 \\ \frac{3^n}{2} & n < 0 \end{cases}$$

Here is plot of  $y[n] = x[n] \otimes h[n]$  given by the above

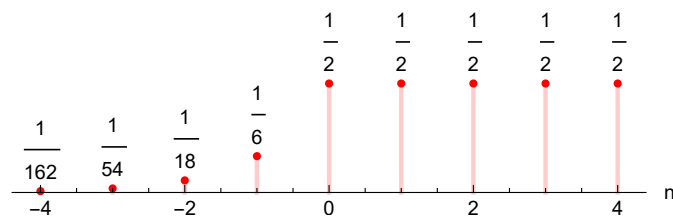


Figure 10: Plot of  $y[n]$

### 3 Problem 2.11, Chapter 2

Let  $x(t) = u(t - 3) - u(t - 5)$  and  $h(t) = e^{-3t}u(t)$ . (a) compute  $y(t) = x(t) \otimes h(t)$ . (b) Compute  $g(t) = \frac{dx}{dt} \otimes h(t)$ . (c) How is  $g(t)$  related to  $y(t)$ ?

Solution

#### 3.1 Part (a)

It is easier to do this using graphical method. This is plot of  $x(t)$  and  $h(t)$ .

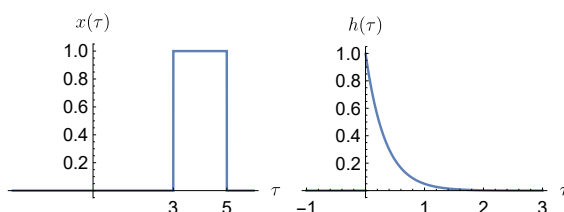


Figure 11: Plot  $x(t)$  and  $h(t)$

```
p1 = Plot[(UnitStep[t - 3] - UnitStep[t - 5]), {t, -3, 6},
  Exclusions -> None, AxesLabel -> {MathTeX["\tau"], MathTeX["x(\tau)"]},
  BaseStyle -> 12, Ticks -> {{3, 5}, Automatic}];
p2 = Plot[Exp[-3 t] UnitStep[t], {t, -1, 3}, AxesLabel -> {MathTeX["\tau"], MathTeX["h(\tau)"]},
  BaseStyle -> 12, PlotRange -> All];
p = Grid[{{p1, p2}}];
```

Figure 12: Code used for the above plot

The next step is to fold one of the signals and then slide it to the right. We can folder either  $x(t)$  or  $h(t)$ . Let us fold  $x(t)$ . Hence the integral is

$$y(t) = \int_{-\infty}^{\infty} x(t - \tau) h(\tau) d\tau$$

If we have chosen to fold  $h(t)$  instead, then the integral would have been

$$y(t) = \int_{-\infty}^{\infty} x(\tau) h(t - \tau) d\tau$$

This is the result after folding (reflection) of  $x(t)$

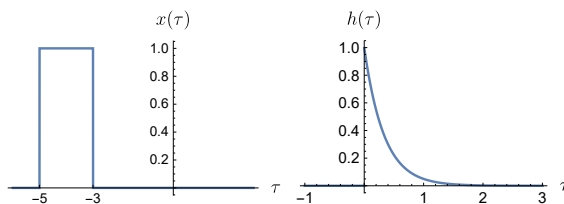


Figure 13: Folding  $x(t)$

Next we label each edge of the folded signal before shifting it to the right as follows

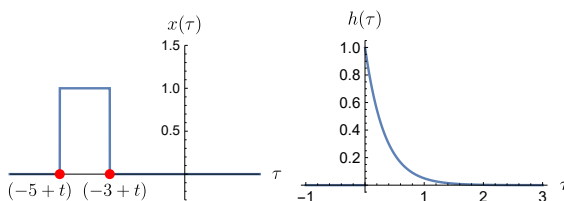


Figure 14: Folding  $x(t)$  and labeling the edges

We see from the above that for  $t - 3 < 0$  or for  $t < 3$  the integral is zero since there is no overlapping between the folded  $x(\tau)$  and  $h(\tau)$ . As we slide the folded  $x(\tau)$  more to the right, we end up with  $x(\tau)$  partially under  $h(\tau)$  like this

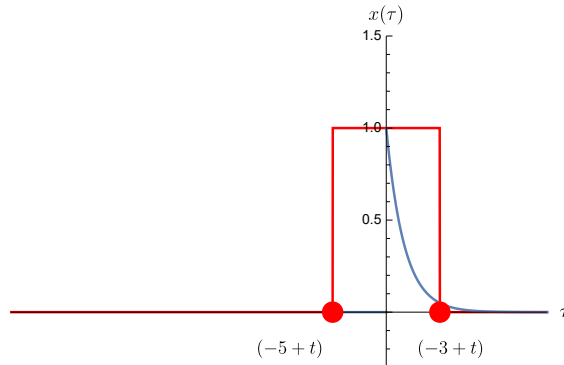


Figure 15: Shifting  $x(\tau)$  to the right, partially inside

From the above, we see that for  $0 < t - 3 < 2$  (since 2 is the width of  $x(\tau)$ ) or for  $3 < t < 5$ , then the overlap is partial. Hence the integral now becomes

$$\begin{aligned}
 y(t) &= \int_0^{t-3} x(t-\tau)h(\tau)d\tau \quad 3 < t \leq 5 \\
 &= \int_0^{t-3} e^{-3\tau}d\tau \\
 &= \frac{-1}{3} [e^{-3\tau}]_0^{t-3} \\
 &= \frac{-1}{3} [e^{-3(t-3)} - 1] \\
 &= \frac{1}{3} (1 - e^{-3(t-3)})
 \end{aligned}$$

The next step is when folded  $x(\tau)$  is fully inside  $h(\tau)$  as follows

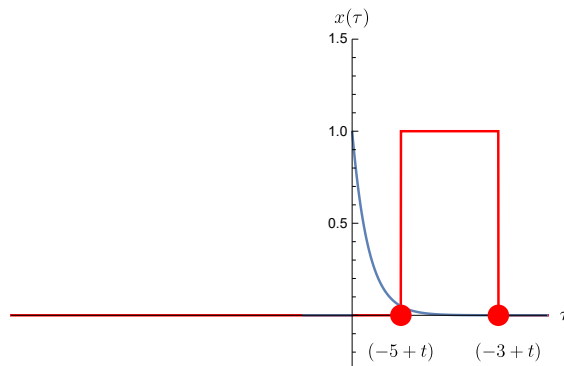


Figure 16: Shifting  $x(\tau)$  to the right, fully inside

From the above, we see that for  $0 < t - 5$  or  $t > 5$ , then the overlap is complete. Hence the integral now becomes

$$\begin{aligned}
 y(t) &= \int_{t-5}^{t-3} x(t-\tau)h(\tau)d\tau \quad 5 < t \leq \infty \\
 &= \int_{t-5}^{t-3} e^{-3\tau}d\tau \\
 &= \frac{-1}{3} [e^{-3\tau}]_{t-5}^{t-3} \\
 &= \frac{-1}{3} (e^{-3(t-3)} - e^{-3(t-5)}) \\
 &= \frac{1}{3} (e^{-3(t-5)} - e^{-3(t-3)})
 \end{aligned}$$

The above result  $y(t) = \frac{1}{3} [e^{-3(t-5)} - e^{-3(t-3)}]$  can be rewritten as  $\frac{1}{3} [(1 - e^{-6}) e^{-3(t-5)}]$  if needed to match the book. Therefore the final answer is

$$y(t) = \begin{cases} 0 & -\infty < t \leq 3 \\ \frac{1}{3} (1 - e^{-3(t-3)}) & 3 < t \leq 5 \\ \frac{1}{3} (e^{-3(t-5)} - e^{-3(t-3)}) & 5 < t \leq \infty \end{cases}$$

Here is a plot of the above

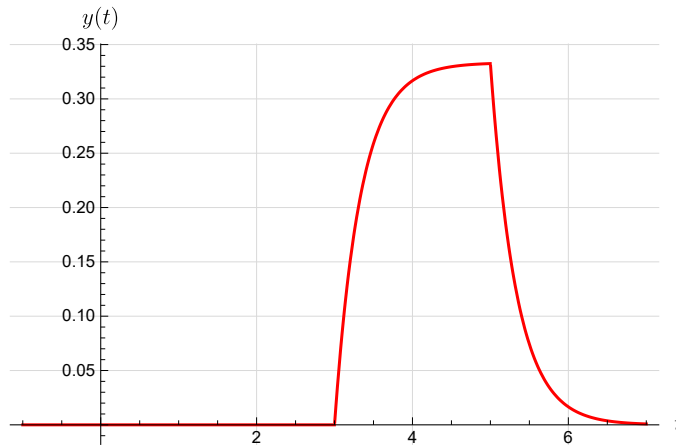


Figure 17:  $y(t)$

```
y[t_] := Piecewise[{{0, t < 3}, {1/3 (1 - Exp[-3 (t - 3)]), 3 < t < 5},
  {1/3 (Exp[-3 (t - 5)] - Exp[-3 (t - 3)]), t > 5}}];
p = Plot[y[t], {t, -1, 7}, AxesLabel -> {MaTeX["t"], MaTeX["y(t)"]},
  PlotStyle -> Red, GridLines -> Automatic, GridLinesStyle -> LightGray];
```

Figure 18: Code for the above

## 4 Problem 2.24, Chapter 2

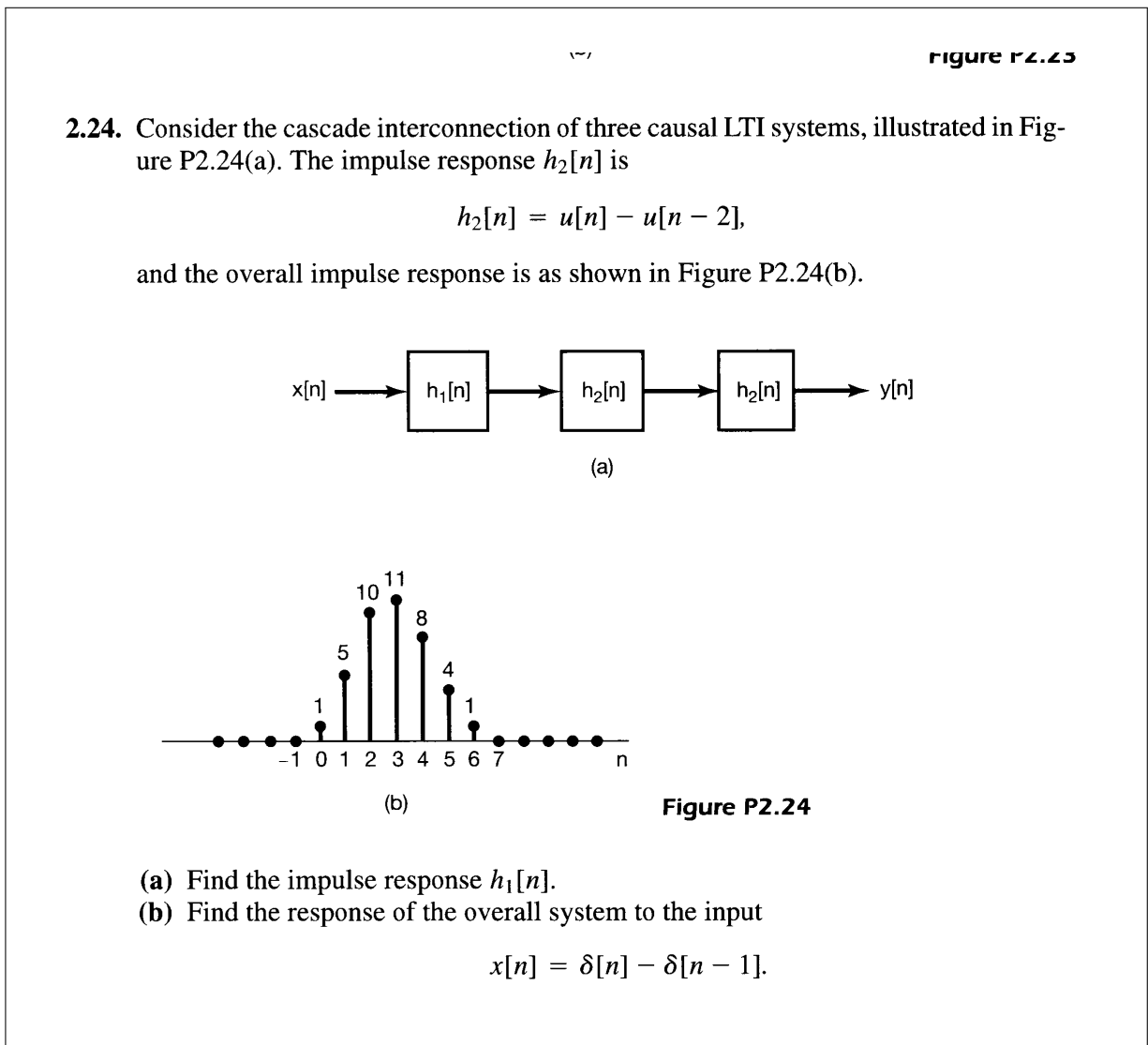


Figure 19: Problem description

### Solution

#### 4.1 Part a

The impulse response  $h[n]$  is given. This is the response when the input is  $x[n] = \delta[0]$ . Hence

$$h[n] = h_1[n] \otimes (h_2[n] \otimes h_2[n])$$

But  $h_2[n]$  is given as  $h_2[n] = \delta[0] + \delta[1]$ . Hence, let  $H[n] = h_2[n] \otimes h_2[n]$ , therefore

$$\begin{aligned} H[n] &= \sum_{k=-\infty}^{\infty} h_2[k] h_2[n-k] \\ &= \sum_{k=-1}^2 h_2[k] h_2[n-k] \end{aligned}$$

For  $n = 0$ ,

$$\begin{aligned} H[0] &= \sum_{k=-1}^0 h_2[k] h_2[-k] \\ &= h_2[-1] h_2[1] + h_2[0] h_2[0] \\ &= 0 + 1 \\ &= 1 \end{aligned}$$

For  $n = 1$ .

$$\begin{aligned} H[1] &= \sum_{k=-1}^0 h_2[k] h_2[1-k] \\ &= h_2[-1] h_2[0] + h_2[0] h_2[1] \\ &= 0 + 2 \\ &= 2 \end{aligned}$$

For  $n = 2$ .

$$\begin{aligned} H[2] &= \sum_{k=-1}^0 h_2[k] h_2[2-k] \\ &= h_2[-1] h_2[3] + h_2[0] h_2[2] \\ &= 0 + 1 \\ &= 1 \end{aligned}$$

And zero for all other  $n$ . Hence

$$\begin{aligned} H[n] &= h_2[n] \otimes h_2[n] \\ &= \delta[n] + 2\delta[n-1] + \delta[n-2] \end{aligned}$$

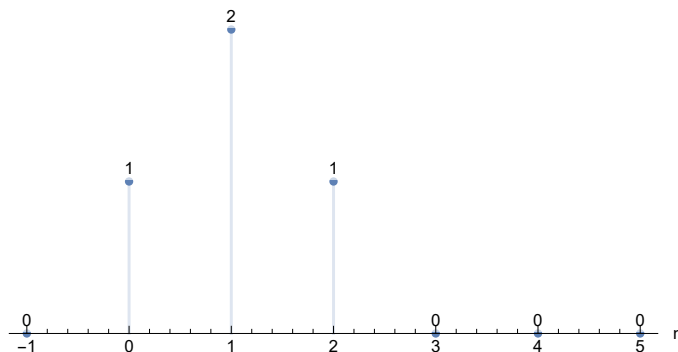


Figure 20: Plot of  $h_2[n] \otimes h_2[n]$

```
h[n_] := DiscreteDelta[n] + 2 DiscreteDelta[n - 1] + DiscreteDelta[n - 2];
p = DiscretePlot[h[n], {n, -1, 5}, LabelingFunction -> Above,
  Axes -> {True, False}, AxesLabel -> {"n", None}];
```

Figure 21: Code for the above

Now we need to find  $h_1[n]$  given that  $h_1[n] \otimes H[n]$  is what is shown in the problem. We do not know  $h_1[n]$ . so let us assume it is the sequence  $\{h_1[0], h_2[0], \dots\}$ . Then by doing convolution by folding  $h_1[n]$  and then sliding it to the right one step at a time, we obtain the following relations for each  $n$ .

$$\underline{n = 0} \quad h_1[0] H_1[0] = 1 \text{ and since } H_1[0] = 1 \text{ then } h_1[0] = 1$$

$$\underline{n = 1} \quad h_1[1] H_1[0] + h_1[0] H_1[1] = 5 \text{ and since } H_1[0] = 1, H_1[1] = 2 \text{ then } h_1[1] + 2h_1[0] = 5. \\ \text{But } h_1[0] = 1 \text{ found above. Hence } h_1[1] + 2 = 5 \text{ or } h_1[1] = 3$$

$$\underline{n = 2} \quad h_1[2] H_1[0] + h_1[1] H_1[1] + h_1[0] H_1[2] = 10 \text{ and since } H_1[0] = 1, H_1[1] = 2, H_1[2] = 1 \\ \text{then } h_1[2] + 2h_1[1] + h_1[0] = 10. \text{ But } h_1[0] = 1, h_1[1] = 3 \text{ found above. Hence } h_1[2] + (2)(3) + 1 = \\ 10 \text{ or } h_1[2] = 3$$

$$\underline{n = 3} \quad h_1[3] H_1[0] + h_1[2] H_1[1] + h_1[1] H_1[2] = 11 \text{ and since } H_1[0] = 1, H_1[1] = 2, H_1[2] = 1 \\ \text{then } h_1[3] + 2h_1[2] + h_1[1] = 11. \text{ But } h_1[2] = 3, h_1[1] = 3 \text{ found above. Hence } h_1[3] + (2)(3) + 3 = \\ 11 \text{ or } h_1[3] = 2$$

$n = 4$   $h_1[4]H_1[0] + h_1[3]H_1[1] + h_1[2]H_1[2] = 8$  and since  $H_1[0] = 1, H_1[1] = 2, H_1[2] = 1$  then  $h_1[4] + 2h_1[3] + h_1[2] = 8$ . But  $h_1[3] = 2, h_1[2] = 3$  found above. Hence  $h_1[4] + 2(2) + 3 = 8$  or  $h_1[4] = 1$

$n = 5$   $h_1[5]H_1[0] + h_1[4]H_1[1] + h_1[3]H_1[2] = 4$  and since  $H_1[0] = 1, H_1[1] = 2, H_1[2] = 1$  then  $h_1[5] + 2h_1[4] + h_1[3] = 4$ . But  $h_1[4] = 1, h_1[3] = 2$  found above. Hence  $h_1[5] + 2(1) + 2 = 4$  or  $h_1[5] = 0$

And since the output is zero for  $n > 5$  then  $h_1[n] = 0$  for all  $n > 5$ . Therefore

$$h_1[n] = \delta[n] + 3\delta[n - 1] + 3\delta[n - 2] + 2\delta[n - 3] + \delta[n - 4]$$

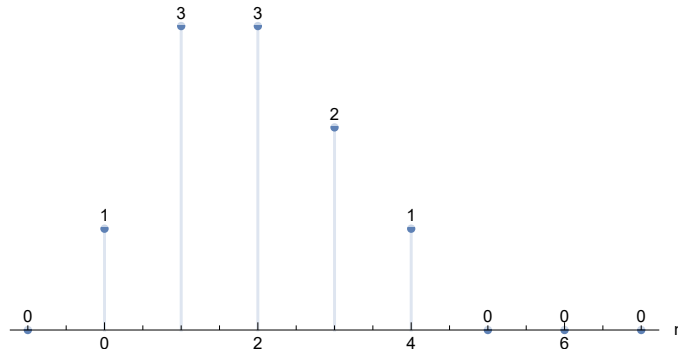


Figure 22: Plot of  $h_1[n]$

```

h[n_] := DiscreteDelta[n] + 3 DiscreteDelta[n - 1] +
3 DiscreteDelta[n - 2] + 2 DiscreteDelta[n - 3] + DiscreteDelta[n - 4];
p = DiscretePlot[h[n], {n, -1, 7}, LabelingFunction -> Above,
Axes -> {True, False}, AxesLabel -> {"n", None}];
    
```

Figure 23: Code for the above

### 4.2 Part b

When the input is  $x[n] = \delta[n] - \delta[n - 1]$  then response is given by  $y[n] = \sum_{k=-\infty}^{\infty} x[k] h[n - k]$  where  $h[n]$  is the impulse response given in the problem P2.24 diagram. Hence we need to convolve the following two signals

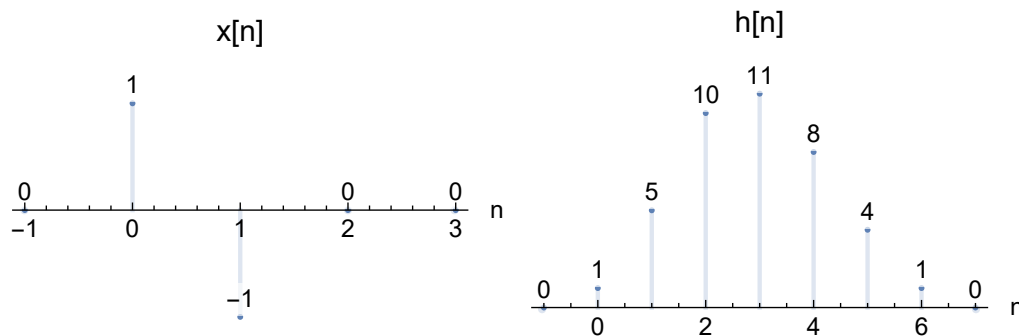
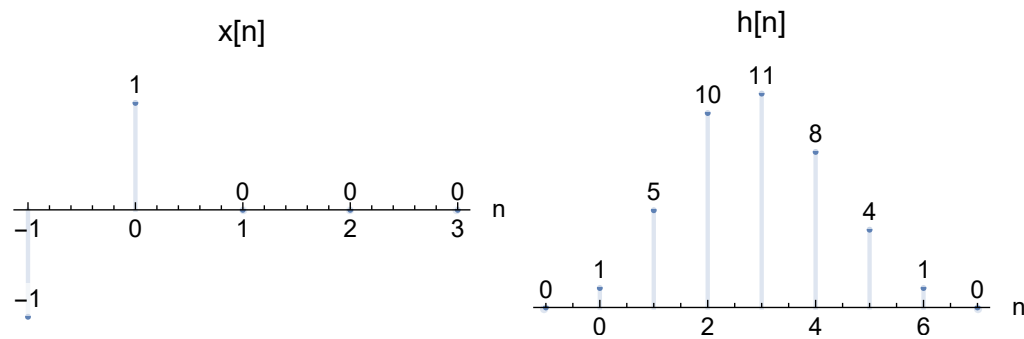


Figure 24: Plot of  $x[n], h[n]$

By folding  $x[n]$  and then shift it one step at a time, we see that we obtain the following

Figure 25: Plot of  $x[n], h[n]$ 

$$\underline{n = 0} \quad (1)(1) = 1$$

$$\underline{n = 1} \quad (-1)(1) + (1)(5) = 4$$

$$\underline{n = 2} \quad (-1)(5) + (1)(10) = 5$$

$$\underline{n = 3} \quad (-1)(10) + (1)(11) = 1$$

$$\underline{n = 4} \quad (-1)(11) + (1)(8) = -3$$

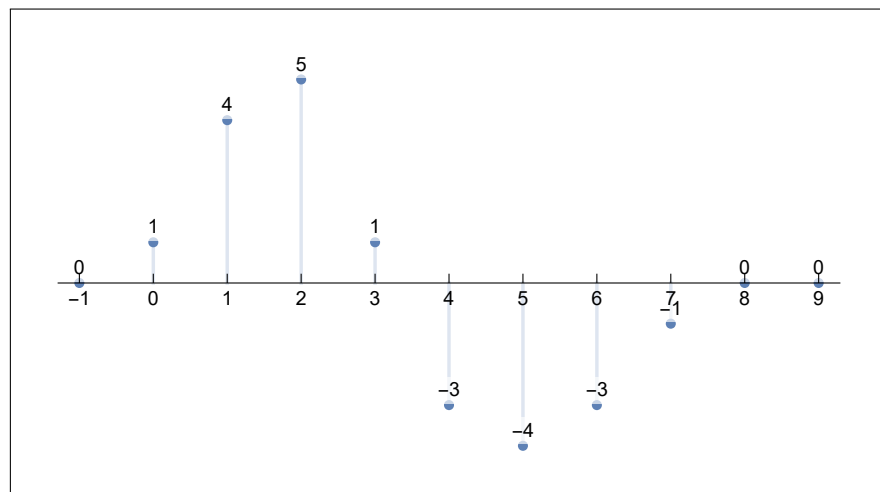
$$\underline{n = 5} \quad (-1)(8) + (1)(4) = -4$$

$$\underline{n = 6} \quad (-1)(4) + (1)(1) = -3$$

$$\underline{n = 7} \quad (-1)(1) + (1)(0) = -1$$

$$\underline{n = 8} \quad (-1)(0) + (1)(0) = 0$$

And zero for all  $n > 7$ . This is plot of  $y[n]$

Figure 26: Plot of  $y[n]$



## 5 Problem 2.32, Chapter 2

### Solution

-2 -1 0 1 2 3 4                      n      **Figure P2.31**

**2.32.** Consider the difference equation

$$y[n] - \frac{1}{2}y[n-1] = x[n], \quad (\text{P2.32-1})$$

and suppose that

$$x[n] = \left(\frac{1}{3}\right)^n u[n]. \quad (\text{P2.32-2})$$

Assume that the solution  $y[n]$  consists of the sum of a particular solution  $y_p[n]$  to eq. (P2.32-1) and a homogeneous solution  $y_h[n]$  satisfying the equation

$$y_h[n] - \frac{1}{2}y_h[n-1] = 0.$$

(a) Verify that the homogeneous solution is given by

$$y_h[n] = A\left(\frac{1}{2}\right)^n$$

(b) Let us consider obtaining a particular solution  $y_p[n]$  such that

$$y_p[n] - \frac{1}{2}y_p[n-1] = \left(\frac{1}{3}\right)^n u[n].$$

By assuming that  $y_p[n]$  is of the form  $B\left(\frac{1}{3}\right)^n$  for  $n \geq 0$ , and substituting this in the above difference equation, determine the value of  $B$ .

(c) Suppose that the LTI system described by eq. (P2.32-1) and initially at rest has as its input the signal specified by eq. (P2.32-2). Since  $x[n] = 0$  for  $n < 0$ , we have that  $y[n] = 0$  for  $n < 0$ . Also, from parts (a) and (b) we have that  $y[n]$  has the form

$$y[n] = A\left(\frac{1}{2}\right)^n + B\left(\frac{1}{3}\right)^n$$

for  $n \geq 0$ . In order to solve for the unknown constant  $A$ , we must specify a value for  $y[n]$  for some  $n \geq 0$ . Use the condition of initial rest and eqs. (P2.32-1) and (P2.32-2) to determine  $y[0]$ . From this value determine the constant  $A$ . The result of this calculation yields the solution to the difference equation (P2.32-1) under the condition of initial rest, when the input is given by eq. (P2.32-2).

**2.33.** Consider a system whose input  $x(t)$  and output  $y(t)$  satisfy the first-order differential

Figure 27: Problem description

### 5.1 Part a

Substituting  $y_h[n] = A\left(\frac{1}{2}\right)^n$  into the difference equation  $y_h[n] - \frac{1}{2}y_h[n-1] = 0$  gives

$$A\left(\frac{1}{2}\right)^n - \frac{1}{2}A\left(\frac{1}{2}\right)^{n-1} = 0$$

Since  $A \neq 0$ , the above simplifies to

$$\begin{aligned} \frac{1}{2^n} - \frac{1}{2} \left( \frac{1}{2^{n-1}} \right) &= 0 \\ \frac{1}{2^n} - \frac{1}{2^n} &= 0 \\ 0 &= 0 \end{aligned}$$

Verified OK.

## 5.2 Part b

Substituting  $y_p[n] = B\left(\frac{1}{3^n}\right)$  into  $y_p[n] - \frac{1}{2}y_p[n-1] = \frac{1}{3^n}u[n]$  gives

$$\begin{aligned} B\left(\frac{1}{3^n}\right) - \frac{1}{2}B\left(\frac{1}{3^{n-1}}\right) &= \frac{1}{3^n}u[n] \\ B\left(\frac{1}{3^n} - \frac{1}{2}\frac{1}{3^{n-1}}\right) &= \frac{1}{3^n}u[n] \\ B\left(\frac{1}{3^n}\left(1 - \frac{1}{2}\frac{1}{3^{-1}}\right)\right) &= \frac{1}{3^n}u[n] \\ B\left(\frac{1}{3^n}\left(1 - \frac{3}{2}\right)\right) &= \frac{1}{3^n}u[n] \\ B\left(\frac{1}{3^n}\left(\frac{-1}{2}\right)\right) &= \frac{1}{3^n}u[n] \\ \frac{-1}{2}B &= u[n] \\ B &= -2u[n] \end{aligned}$$

Hence for  $n \geq 0$

$$B = -2$$

Therefore

$$y_p[n] = -2\left(\frac{1}{3^n}\right)$$

## 5.3 Part c

The solution is given by the sum of the homogenous and particular solutions. Hence

$$\begin{aligned} y[n] &= y_h[n] + y_p[n] \\ &= A\left(\frac{1}{2}\right)^n - 2\left(\frac{1}{3^n}\right) \end{aligned} \tag{1}$$

Since system initially at rest, then  $y[-1] = 0$ . The recurrence equation is given as

$$y[n] - \frac{1}{2}y[n-1] = x[n]$$

Substituting (1) into the above and using  $x[n] = \frac{1}{3^n}u[n]$  gives

$$y[n] - \frac{1}{2}y[n-1] = \frac{1}{3^n}u[n]$$

At  $n = 0$  the above becomes

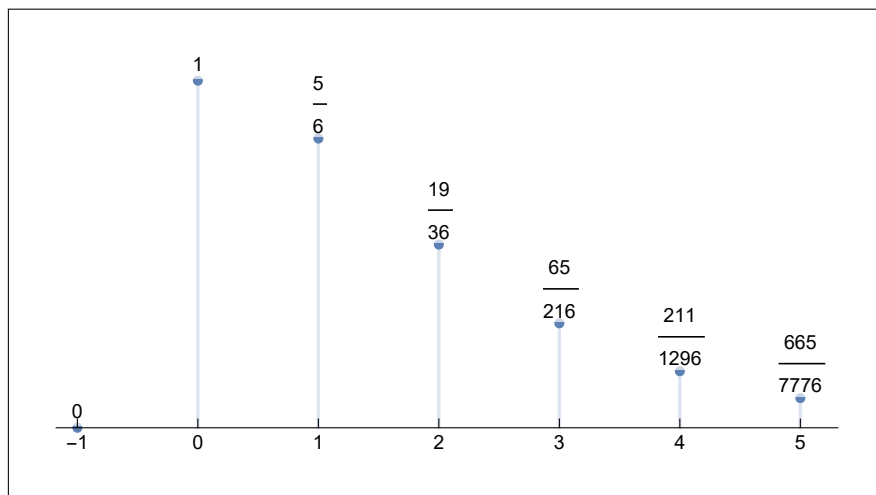
$$y[0] - \frac{1}{2}y[-1] = 1$$

But  $y[-1] = 0$  and  $y[0] = \left(A\left(\frac{1}{2}\right)^n - 2\left(\frac{1}{3^n}\right)\right)_{n=0} = A - 2$ . Hence  $A - 2 = 1$  or

$$A = 3$$

Therefore the solution (1) becomes

$$y[n] = 3\left(\frac{1}{2}\right)^n - 2\left(\frac{1}{3^n}\right)$$

Figure 28: Plot of  $y[n]$ 

```

y[n_] := 3 (1/2)^n - 2 (1/3)^n
p = DiscretePlot[y[n], {n, -1, 5}, LabelingFunction -> Above,
  Axes -> {True, False}, Ticks -> {Range[-1, 9], None}];

```

Figure 29: Code used for the above

## 6 Problem 2.42, Chapter 2

Suppose the signal  $x(t) = u\left(t + \frac{1}{2}\right) - u\left(t - \frac{1}{2}\right)$  is convolved with the signal  $h(t) = e^{j\omega_0 t}$ . (a) Determine the value of  $\omega_0$  which insures that  $y(0) = 0$ . Where  $y(t) = x(t) \otimes h(t)$ . (b) Is your answer to previous part unique?

Solution

### 6.1 Part a

$$x(t) \otimes h(t) = \int_{-\infty}^{\infty} x(\tau) h(t - \tau) d\tau$$

Since  $x(t)$  is box function from  $t = -\frac{1}{2}$  to  $t = \frac{1}{2}$

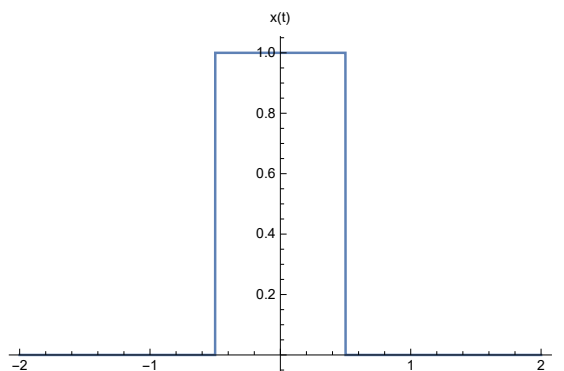


Figure 30: Plot of  $x(n)$

```
x[t_] := UnitStep[t + 1/2] - UnitStep[t - 1/2]
p = Plot[x[t], {t, -2, 2}, Exclusions -> None, AxesLabel -> {"t", "x(t)"}];
```

Figure 31: Code used for the above

Then by folding  $h(t)$  and shifting it over  $x(t)$  it is clear that only the region between  $\tau = -\frac{1}{2}$  to  $\tau = \frac{1}{2}$  will contribute to the integral above since  $x(\tau)$  is zero everywhere else. Hence the integral simplifies to

$$\begin{aligned} y(t) &= x(t) \otimes h(t) \\ &= \int_{-\frac{1}{2}}^{\frac{1}{2}} h(t - \tau) d\tau \\ &= \int_{-\frac{1}{2}}^{\frac{1}{2}} e^{j\omega_0(t-\tau)} d\tau \\ &= e^{j\omega_0 t} \int_{-\frac{1}{2}}^{\frac{1}{2}} e^{-j\omega_0 \tau} d\tau \\ &= e^{j\omega_0 t} \left[ \frac{e^{-j\omega_0 \tau}}{-j\omega_0} \right]_{-\frac{1}{2}}^{\frac{1}{2}} \\ &= e^{j\omega_0 t} \left( \frac{e^{-\frac{1}{2}j\omega_0} - e^{\frac{1}{2}j\omega_0}}{-j\omega_0} \right) \\ &= e^{j\omega_0 t} \left( \frac{e^{\frac{1}{2}j\omega_0} - e^{-\frac{1}{2}j\omega_0}}{j\omega_0} \right) \\ &= 2 \frac{e^{j\omega_0 t}}{\omega_0} \left( \frac{e^{\frac{1}{2}j\omega_0} - e^{-\frac{1}{2}j\omega_0}}{2j} \right) \end{aligned}$$

But  $\frac{e^{\frac{1}{2}j\omega_0} - e^{-\frac{1}{2}j\omega_0}}{2j} = \sin\left(\frac{\omega_0}{2}\right)$  using Euler relation. Hence the above becomes

$$y(t) = 2 \frac{e^{j\omega_0 t}}{\omega_0} \sin\left(\frac{\omega_0}{2}\right)$$

When  $t = 0$  we are told  $y(0) = 0$ . The above becomes

$$0 = \frac{2}{\omega_0} \sin\left(\frac{\omega_0}{2}\right)$$

A value of  $\omega_0$  which will satisfy the above is  $\omega_0 = 2\pi$

## 6.2 Part b

The value  $\omega_0$  found in part (a) is not unique, since any nonzero integer multiple of  $2\pi$  will also satisfy  $y(0) = 0$