

---

---

# HW6 EMA 471 Intermediate Problem Solving for Engineers

---

---

SPRING 2016  
ENGINEERING MECHANICS DEPARTMENT  
UNIVERSITY OF WISCONSIN, MADISON

INSTRUCTOR: PROFESSOR ROBERT J. WITT

BY

NASSER M. ABBASI

DECEMBER 30, 2019

## Contents

0.1	Problem 1	3
0.1.1	Numbering system and grid updating	3
0.1.2	Structure of $Au = f$	4
0.2	Problem 2	7
0.3	Problem 3	15

## List of Tables

## List of Figures

1	problem 1 description	3
2	problem 1 grid	3
3	Example for $N = 3$	4
4	$A$ matrix structure	6
5	Solution plot	7
6	problem 2 description	8
7	Left edge conditions	8
8	bottom edge conditions	8
9	Example grid used to find the $A$ matrix	9
10	contour plot	12
11	3D plot	13
12	Contour plot using Mathematica	13
13	3D plot using Mathematica	14
14	problem 3 description	16
15	Grid numbering for problem 3	17
16	boundary conditions for problem 3	18
17	Example grid using $N_r = 5$ and $N_\theta = 7$ problem 3	18
18	problem 3 solution using Matlab patch command	24

## 0.1 Problem 1

(1) (10 pts) Consider the following elliptic partial differential equation:

$$2 \frac{\partial^2 u}{\partial x^2} + 2 \frac{\partial^2 u}{\partial y^2} - \frac{\partial u}{\partial x} - \frac{\partial u}{\partial y} - 5u = -5,$$

Solve this problem over the unit square,  $0 \leq x \leq 1$ ,  $0 \leq y \leq 1$ , subject to  $u = 0$  on all boundaries. Approximate the first derivative by a centrally-differenced expression. You may use either a direct solution (simultaneous system of equations) or an iterative solution. Find the largest value of  $u$  within the domain.

Figure 1: problem 1 description

We need to solve  $2 \left( \frac{\partial^2 u}{\partial x^2} + \frac{\partial^2 u}{\partial y^2} \right) - \left( \frac{\partial u}{\partial x} + \frac{\partial u}{\partial y} \right) - 5u = 5$  on the unit square. The discretized algebraic equation resulting from approximating this PDE using standard 5 point Laplacian and centered difference for the first derivatives is given by

$$\begin{aligned} \frac{\partial^2 u}{\partial x^2} + \frac{\partial^2 u}{\partial y^2} &= \frac{1}{h^2} (U_{i-1,j} + U_{i+1,j} + U_{i,j-1} + U_{i,j+1} - 4U_{i,j}) \\ \frac{\partial u}{\partial x} &= \frac{1}{2h} (U_{i+1,j} - U_{i-1,j}) \\ \frac{\partial u}{\partial y} &= \frac{1}{2h} (U_{i,j+1} - U_{i,j-1}) \end{aligned}$$

which has local truncation error  $O(h^2)$ . Therefore the PDE becomes

$$\begin{aligned} 2 \left( \frac{1}{h^2} (U_{i-1,j} + U_{i+1,j} + U_{i,j-1} + U_{i,j+1} - 4U_{i,j}) \right) - \frac{1}{2h} (U_{i+1,j} - U_{i-1,j} + U_{i,j+1} - U_{i,j-1}) - 5U_{i,j} &= -5 \\ U_{i-1,j} \left( \frac{2}{h^2} + \frac{1}{2h} \right) + U_{i+1,j} \left( \frac{2}{h^2} - \frac{1}{2h} \right) + U_{i,j-1} \left( \frac{2}{h^2} + \frac{1}{2h} \right) + U_{i,j+1} \left( \frac{2}{h^2} - \frac{1}{2h} \right) + U_{i,j} \left( \frac{-8}{h^2} - 5 \right) &= -5 \end{aligned}$$

### 0.1.1 Numbering system and grid updating

The numbering system used for the grid is the following. The indices for the unknown  $U_{i,j}$  are numbered row wise, left to right, bottom to top. This follows the standard Cartesian coordinates system.

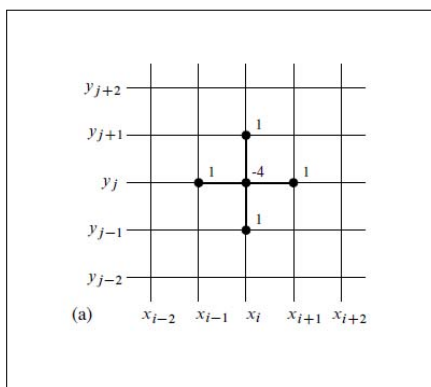
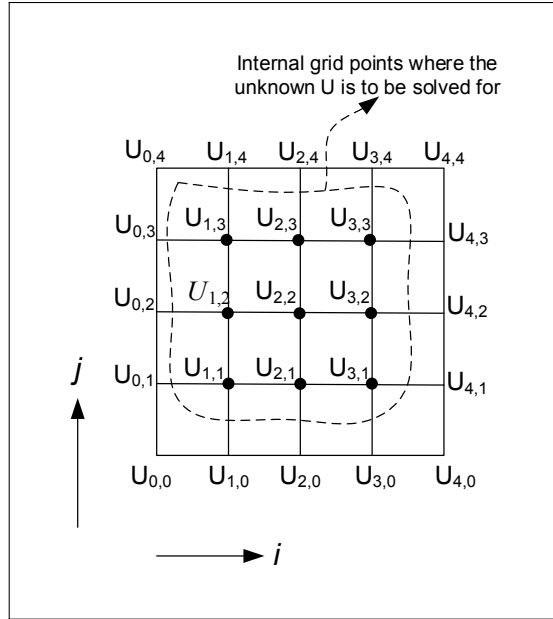


Figure 2: problem 1 grid

Lower case  $n$  is used to indicate the number of unknowns along one dimension, and upper case  $N$  is used to indicate the total number of unknowns. For example, if we use a grid with 5 points on each side, we obtain

Figure 3: Example for  $N = 3$ 

In the diagram above,  $n = 3$  is the number of unknowns on each one row or each column, and since there are 3 internal rows, there will be 9 unknowns in total, all are located on internal grid points. There are a total of 25 grid points, 16 of which are on the boundaries (given as zero) and 9 are internal (which we need to solve for).

### 0.1.2 Structure of $Au = f$

We will derive the first few rows of the  $A$  matrix to see the structure. For  $i = 1, j = 1$

$$U_{0,1} \left( \frac{2}{h^2} + \frac{1}{2h} \right) + U_{2,1} \left( \frac{2}{h^2} - \frac{1}{2h} \right) + U_{1,0} \left( \frac{2}{h^2} + \frac{1}{2h} \right) + U_{1,2} \left( \frac{2}{h^2} - \frac{1}{2h} \right) + U_{1,1} \left( \frac{-8}{h^2} - 5 \right) = -5$$

For  $i = 2, j = 1$

$$U_{1,1} \left( \frac{2}{h^2} + \frac{1}{2h} \right) + U_{3,1} \left( \frac{2}{h^2} - \frac{1}{2h} \right) + U_{2,0} \left( \frac{2}{h^2} + \frac{1}{2h} \right) + U_{2,2} \left( \frac{2}{h^2} - \frac{1}{2h} \right) + U_{2,1} \left( \frac{-8}{h^2} - 5 \right) = -5$$

For  $i = 3, j = 1$

$$U_{2,1} \left( \frac{2}{h^2} + \frac{1}{2h} \right) + U_{4,1} \left( \frac{2}{h^2} - \frac{1}{2h} \right) + U_{3,0} \left( \frac{2}{h^2} + \frac{1}{2h} \right) + U_{3,2} \left( \frac{2}{h^2} - \frac{1}{2h} \right) + U_{3,1} \left( \frac{-8}{h^2} - 5 \right) = -5$$

The above completes one row (it is the bottom row in the grid) but it goes as the first row in the  $A$  matrix. Since boundary conditions are zero, then we can eliminate  $U_{0,1}, U_{4,1}, U_{1,0}, U_{2,0}, U_{3,0}$  from the first row. Hence the above becomes

For  $i = 1, j = 1$

$$U_{2,1} \left( \frac{2}{h^2} - \frac{1}{2h} \right) + U_{1,2} \left( \frac{2}{h^2} - \frac{1}{2h} \right) + U_{1,1} \left( \frac{-8}{h^2} - 5 \right) = -5$$

For  $i = 2, j = 1$

$$U_{1,1} \left( \frac{2}{h^2} + \frac{1}{2h} \right) + U_{3,1} \left( \frac{2}{h^2} - \frac{1}{2h} \right) + U_{2,2} \left( \frac{2}{h^2} - \frac{1}{2h} \right) + U_{2,1} \left( \frac{-8}{h^2} - 5 \right) = -5$$

For  $i = 3, j = 1$

$$U_{2,1} \left( \frac{2}{h^2} + \frac{1}{2h} \right) + U_{3,2} \left( \frac{2}{h^2} - \frac{1}{2h} \right) + U_{3,1} \left( \frac{-8}{h^2} - 5 \right) = -5$$

Looking at the second row in the grid (the second row from the bottom up), we find

For  $i = 1, j = 2$

$$U_{0,2} \left( \frac{2}{h^2} + \frac{1}{2h} \right) + U_{2,2} \left( \frac{2}{h^2} - \frac{1}{2h} \right) + U_{1,1} \left( \frac{2}{h^2} + \frac{1}{2h} \right) + U_{1,3} \left( \frac{2}{h^2} - \frac{1}{2h} \right) + U_{1,2} \left( \frac{-8}{h^2} - 5 \right) = -5$$

For  $i = 2, j = 2$

$$U_{1,2} \left( \frac{2}{h^2} + \frac{1}{2h} \right) + U_{3,2} \left( \frac{2}{h^2} - \frac{1}{2h} \right) + U_{2,1} \left( \frac{2}{h^2} + \frac{1}{2h} \right) + U_{2,3} \left( \frac{2}{h^2} - \frac{1}{2h} \right) + U_{2,2} \left( \frac{-8}{h^2} - 5 \right) = -5$$

For  $i = 3, j = 2$

$$U_{2,2} \left( \frac{2}{h^2} + \frac{1}{2h} \right) + U_{4,2} \left( \frac{2}{h^2} - \frac{1}{2h} \right) + U_{3,1} \left( \frac{2}{h^2} + \frac{1}{2h} \right) + U_{3,3} \left( \frac{2}{h^2} - \frac{1}{2h} \right) + U_{3,2} \left( \frac{-8}{h^2} - 5 \right) = -5$$

Removing boundary conditions entries the above becomes

For  $i = 1, J = 2$

$$U_{2,2} \left( \frac{2}{h^2} - \frac{1}{2h} \right) + U_{1,1} \left( \frac{2}{h^2} + \frac{1}{2h} \right) + U_{1,3} \left( \frac{2}{h^2} - \frac{1}{2h} \right) + U_{1,2} \left( \frac{-8}{h^2} - 5 \right) = -5$$

For  $i = 2, j = 2$

$$U_{1,2} \left( \frac{2}{h^2} + \frac{1}{2h} \right) + U_{3,2} \left( \frac{2}{h^2} - \frac{1}{2h} \right) + U_{2,1} \left( \frac{2}{h^2} + \frac{1}{2h} \right) + U_{2,3} \left( \frac{2}{h^2} - \frac{1}{2h} \right) + U_{2,2} \left( \frac{-8}{h^2} - 5 \right) = -5$$

For  $i = 3, j = 2$

$$U_{2,2} \left( \frac{2}{h^2} + \frac{1}{2h} \right) + U_{3,1} \left( \frac{2}{h^2} + \frac{1}{2h} \right) + U_{3,3} \left( \frac{2}{h^2} - \frac{1}{2h} \right) + U_{3,2} \left( \frac{-8}{h^2} - 5 \right) = -5$$

And finally for the third row from the bottom up, (this will be the last row in the  $A$  matrix) we have

For  $i = 1, J = 3$

$$U_{0,3} \left( \frac{2}{h^2} + \frac{1}{2h} \right) + U_{2,3} \left( \frac{2}{h^2} - \frac{1}{2h} \right) + U_{1,2} \left( \frac{2}{h^2} + \frac{1}{2h} \right) + U_{1,4} \left( \frac{2}{h^2} - \frac{1}{2h} \right) + U_{1,3} \left( \frac{-8}{h^2} - 5 \right) = -5$$

For  $i = 2, j = 3$

$$U_{1,3} \left( \frac{2}{h^2} + \frac{1}{2h} \right) + U_{3,3} \left( \frac{2}{h^2} - \frac{1}{2h} \right) + U_{2,2} \left( \frac{2}{h^2} + \frac{1}{2h} \right) + U_{2,4} \left( \frac{2}{h^2} - \frac{1}{2h} \right) + U_{2,3} \left( \frac{-8}{h^2} - 5 \right) = -5$$

For  $i = 3, j = 3$

$$U_{2,3} \left( \frac{2}{h^2} + \frac{1}{2h} \right) + U_{4,3} \left( \frac{2}{h^2} - \frac{1}{2h} \right) + U_{3,2} \left( \frac{2}{h^2} + \frac{1}{2h} \right) + U_{3,4} \left( \frac{2}{h^2} - \frac{1}{2h} \right) + U_{3,3} \left( \frac{-8}{h^2} - 5 \right) = -5$$

Removing boundary conditions entries the above becomes

For  $i = 1, J = 3$

$$U_{2,3} \left( \frac{2}{h^2} - \frac{1}{2h} \right) + U_{1,2} \left( \frac{2}{h^2} + \frac{1}{2h} \right) + U_{1,3} \left( \frac{-8}{h^2} - 5 \right) = -5$$

For  $i = 2, j = 3$

$$U_{1,3} \left( \frac{2}{h^2} + \frac{1}{2h} \right) + U_{3,3} \left( \frac{2}{h^2} - \frac{1}{2h} \right) + U_{2,2} \left( \frac{2}{h^2} + \frac{1}{2h} \right) + U_{2,3} \left( \frac{-8}{h^2} - 5 \right) = -5$$

For  $i = 3, j = 3$

$$U_{2,3} \left( \frac{2}{h^2} + \frac{1}{2h} \right) + U_{3,2} \left( \frac{2}{h^2} + \frac{1}{2h} \right) + U_{3,3} \left( \frac{-8}{h^2} - 5 \right) = -5$$

Therefore the  $Au = f$  structure is the following

$$\begin{pmatrix} \left(\frac{-8}{h^2} - 5\right) & \left(\frac{2}{h^2} - \frac{1}{2h}\right) & 0 & \left(\frac{2}{h^2} - \frac{1}{2h}\right) & 0 & 0 & 0 & 0 & 0 \\ \left(\frac{2}{h^2} + \frac{1}{2h}\right) & \left(\frac{-8}{h^2} - 5\right) & \left(\frac{2}{h^2} - \frac{1}{2h}\right) & 0 & \left(\frac{2}{h^2} - \frac{1}{2h}\right) & 0 & 0 & 0 & 0 \\ 0 & \left(\frac{2}{h^2} + \frac{1}{2h}\right) & \left(\frac{-8}{h^2} - 5\right) & 0 & 0 & \left(\frac{2}{h^2} - \frac{1}{2h}\right) & 0 & 0 & 0 \\ \left(\frac{2}{h^2} + \frac{1}{2h}\right) & 0 & 0 & \left(\frac{-8}{h^2} - 5\right) & \left(\frac{2}{h^2} - \frac{1}{2h}\right) & 0 & \left(\frac{2}{h^2} - \frac{1}{2h}\right) & 0 & 0 \\ 0 & \left(\frac{2}{h^2} + \frac{1}{2h}\right) & 0 & \left(\frac{2}{h^2} + \frac{1}{2h}\right) & \left(\frac{-8}{h^2} - 5\right) & \left(\frac{2}{h^2} - \frac{1}{2h}\right) & \left(\frac{2}{h^2} - \frac{1}{2h}\right) & 0 & 0 \\ 0 & 0 & \left(\frac{2}{h^2} + \frac{1}{2h}\right) & 0 & \left(\frac{2}{h^2} + \frac{1}{2h}\right) & \left(\frac{-8}{h^2} - 5\right) & 0 & 0 & \left(\frac{2}{h^2} - \frac{1}{2h}\right) \\ 0 & 0 & 0 & \left(\frac{2}{h^2} + \frac{1}{2h}\right) & 0 & 0 & \left(\frac{-8}{h^2} - 5\right) & \left(\frac{2}{h^2} - \frac{1}{2h}\right) & 0 \\ 0 & 0 & 0 & 0 & \left(\frac{2}{h^2} + \frac{1}{2h}\right) & 0 & \left(\frac{2}{h^2} + \frac{1}{2h}\right) & \left(\frac{-8}{h^2} - 5\right) & \left(\frac{2}{h^2} - \frac{1}{2h}\right) \\ 0 & 0 & 0 & 0 & 0 & \left(\frac{2}{h^2} + \frac{1}{2h}\right) & 0 & \left(\frac{2}{h^2} + \frac{1}{2h}\right) & \left(\frac{-8}{h^2} - 5\right) \end{pmatrix} \begin{pmatrix} U_{1,1} \\ U_{2,1} \\ U_{3,1} \\ U_{1,2} \\ U_{2,2} \\ U_{3,2} \\ U_{1,3} \\ U_{2,3} \\ U_{3,3} \end{pmatrix} = \begin{pmatrix} -5 \\ -5 \\ -5 \\ -5 \\ -5 \\ -5 \\ -5 \\ -5 \\ -5 \end{pmatrix}$$

To simplify, let  $c_1 = \left(\frac{-8}{h^2} - 5\right)$ ,  $c_2 = \left(\frac{2}{h^2} - \frac{1}{2h}\right)$ ,  $c_3 = \left(\frac{2}{h^2} + \frac{1}{2h}\right)$  since these repeat everywhere.

$$\begin{pmatrix} c_1 & c_2 & 0 & c_2 & 0 & 0 & 0 & 0 & 0 \\ c_3 & c_1 & c_2 & 0 & c_2 & 0 & 0 & 0 & 0 \\ 0 & c_3 & c_1 & 0 & 0 & c_2 & 0 & 0 & 0 \\ c_3 & 0 & 0 & c_1 & c_2 & 0 & c_2 & 0 & 0 \\ 0 & c_3 & 0 & c_3 & c_1 & c_2 & 0 & c_2 & 0 \\ 0 & 0 & c_3 & 0 & c_3 & c_1 & 0 & 0 & c_2 \\ 0 & 0 & 0 & c_3 & 0 & 0 & c_1 & c_2 & 0 \\ 0 & 0 & 0 & 0 & c_3 & 0 & c_3 & c_1 & c_2 \\ 0 & 0 & 0 & 0 & 0 & c_3 & 0 & c_3 & c_1 \end{pmatrix} \begin{pmatrix} U_{1,1} \\ U_{2,1} \\ U_{3,1} \\ U_{1,2} \\ U_{2,2} \\ U_{3,2} \\ U_{1,3} \\ U_{2,3} \\ U_{3,3} \end{pmatrix} = \begin{pmatrix} -5 \\ -5 \\ -5 \\ -5 \\ -5 \\ -5 \\ -5 \\ -5 \\ -5 \end{pmatrix}$$

So now we see the structure of  $Au = f$ . For the number of unknowns being  $n$  in one row, we have the following layout

$$\begin{pmatrix} c_1 & c_2 & 0 & c_2 & 0 & 0 & 0 & 0 & 0 \\ c_3 & c_1 & c_2 & 0 & c_2 & 0 & 0 & 0 & 0 \\ 0 & c_3 & c_1 & 0 & 0 & c_2 & 0 & 0 & 0 \\ c_3 & 0 & 0 & c_1 & c_2 & 0 & c_2 & 0 & 0 \\ 0 & c_3 & 0 & c_3 & c_1 & c_2 & 0 & c_2 & 0 \\ 0 & 0 & c_3 & 0 & c_3 & c_1 & 0 & 0 & c_2 \\ 0 & 0 & 0 & c_3 & 0 & 0 & c_1 & c_2 & 0 \\ 0 & 0 & 0 & 0 & c_3 & 0 & c_3 & c_1 & c_2 \\ 0 & 0 & 0 & 0 & 0 & c_3 & 0 & c_3 & c_1 \end{pmatrix} \begin{pmatrix} U_{1,1} \\ U_{2,1} \\ U_{3,1} \\ U_{1,2} \\ U_{2,2} \\ U_{3,2} \\ U_{1,3} \\ U_{2,3} \\ U_{3,3} \end{pmatrix} = \begin{pmatrix} -5 \\ -5 \\ -5 \\ -5 \\ -5 \\ -5 \\ -5 \\ -5 \\ -5 \end{pmatrix}$$

off diagonal elements

square matrix of size  $n \times n$  which repeats  $n$  times down the diagonal of  $A$

Figure 4: A matrix structure

The program `nma_EMA_471_HW6_problem_1.m` solves this  $Au = f$  using the direct method and plots the solution. Maximum value found was

$$u_{\max} = 0.1609$$

Here is plot of the solution

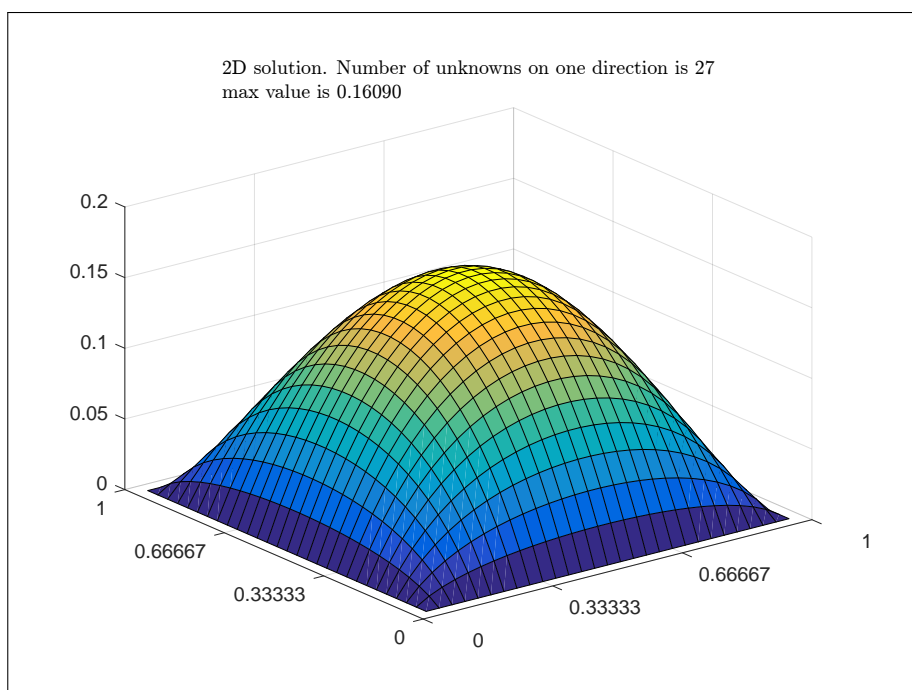


Figure 5: Solution plot

```

1 function nma_EMA_471_HW6_problem_1
2 %solution to problem 1, HW6, EMA 471
3
4 N = 27; %number of unknowns in one direction. change
5 %grid size as needed
6 h = 1/(N+1); %grid spacing
7
8 c1 = (-8/h^2-5);
9 c2 = (2/h^2-1/(2*h));
10 c3 = (2/h^2+1/(2*h));
11 A = lap2d(N,c1,c3,c2); %make the A matrix
12
13 f = -5*ones(N^2,1); %RHS
14 u = A\f; %direct solver
15 u = reshape(u,N,N);
16 U = zeros(N+2,N+2); %put the zero BC back in to plot
17 U(2:end-1,2:end-1) = u; %put the solution into the larger grid
18 figure;
19 surf(U);
20
21 title(sprintf('2D solution. Number of unknowns on one direction is %d',N), ...
22         sprintf('max value is $%.5f$',max(U(:))), ...
23         'Interpreter', 'latex', 'fontsize', 10);
24
25 %relabel ticks for 0..1 in both directions
26 r = get(gca, 'XTickLabel');
27 set(gca, 'XTickLabel', num2str((0:1/(length(r)-1):1)'));
28 r = get(gca, 'YTickLabel');
29 set(gca, 'YTickLabel', num2str((0:1/(length(r)-1):1)'));
30
31 %found a bug in Matlab!
32 %set(gca, 'TickLabelInterpreter', 'Latex', 'fontsize', 8);
33 end
34 %=====
35 function L2 = lap2d(n,middle,left,right)
36 %function to construct the 2D A matrix for this problem
37 e = ones(n,1);
38 B = [e*left e*middle/2 e*right];
39 L = spdiags(B, [-1 0 1], n, n);
40 I = speye(n);
41 Lm = kron(I, L); %does the central diagonal
42 Lo = kron(L, I); %does the off diagonal
43 L2 = Lm+Lo;
44 end

```

## 0.2 Problem 2

- (2) (15 pts) If heat conduction takes place within a body that is simultaneously immersed in a fluid, there are two heat removal mechanisms. One particular energy balance gives:

$$\nabla^2 T - 20T = -200, \quad \nabla^2 T = \frac{\partial^2 T}{\partial x^2} + \frac{\partial^2 T}{\partial y^2}$$

Solve this problem over the unit square,  $0 \leq x \leq 1$ ,  $0 \leq y \leq 1$  subject to insulated boundary conditions at  $x = 0$  and  $y = 0$  (temperature gradients normal to the boundary are zero) and  $T = 0$  at  $x = 1$  and  $y = 1$ . Find the peak temperature in the medium.

Figure 6: problem 2 description

On the left edge we have (where  $i = 0$ ) we have

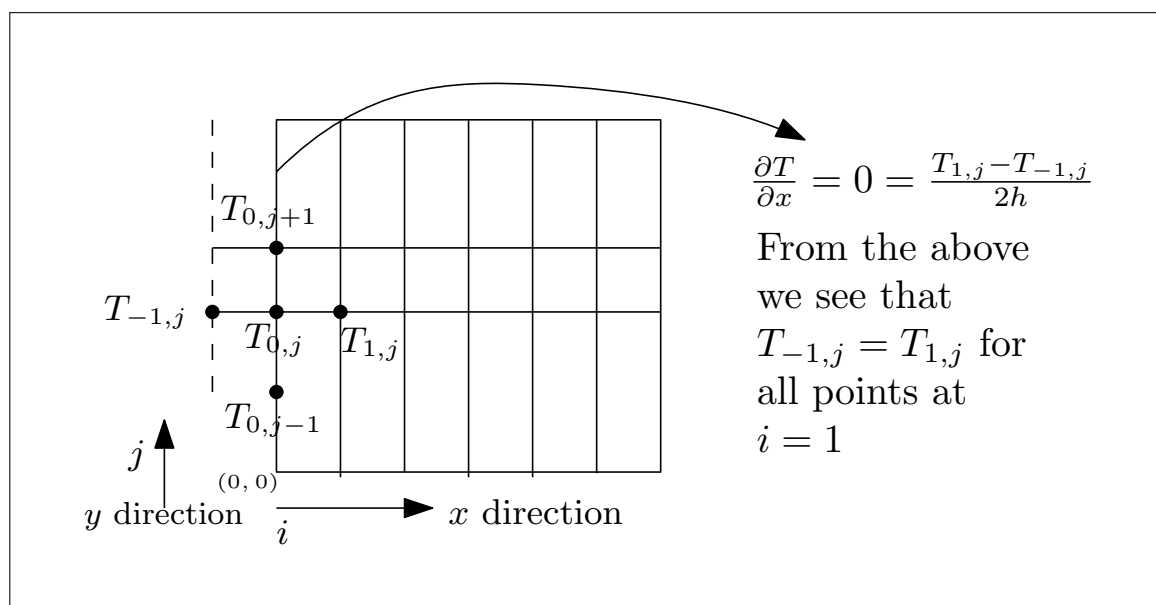


Figure 7: Left edge conditions

And on the bottom edge where  $j = 0$  we have

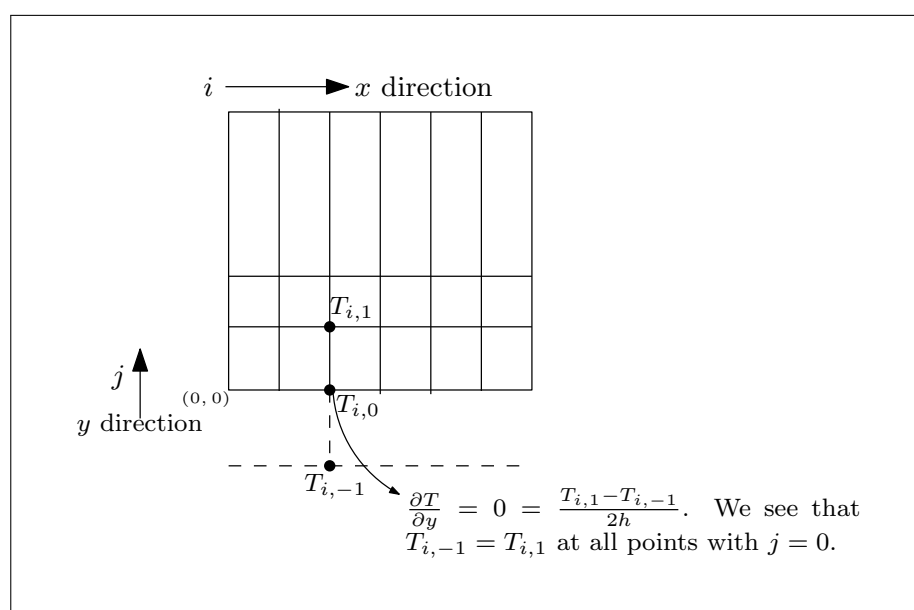


Figure 8: bottom edge conditions

Using the above relations, then at node  $i = 0$ ,

$$\frac{\partial^2 T}{\partial x^2} = \frac{T_{1,j} - 2T_{0,j} + T_{-1,j}}{h^2}$$

Using the relation we found earlier, which said that  $T_{-1,j} = T_{1,j}$ , the above becomes



$$\frac{\partial^2 T}{\partial x^2} = \frac{2T_{1,j} - 2T_{0,j}}{h^2}$$

Therefore, the differential equation at  $i = 0$  and for all  $j$  becomes

$$\begin{aligned} \nabla^2 T - 20T &= -200 \\ \frac{\partial^2 T}{\partial x^2} + \frac{\partial^2 T}{\partial y^2} - 20T &= -200 \\ \frac{2T_{1,j} - 2T_{0,j}}{h^2} + \frac{T_{0,j+1} - 2T_{0,j} + T_{0,j-1}}{h^2} - 20T_{0,j} &= -200 \end{aligned} \quad (1)$$

The above is what we will use on the left edge, for  $j = 1 \dots N$  where  $N$  is the number of internal nodes. We now find the PDE on the lower edge in similar way. On the bottom edge, where  $j = 0$ , we have

$$\frac{\partial^2 T}{\partial y^2} = \frac{T_{i,1} - 2T_{i,0} + T_{i,-1}}{h^2}$$

Using the relation we found earlier, which said that  $T_{i,-1} = T_{i,1}$ , then the above becomes

$$\frac{\partial^2 T}{\partial y^2} = \frac{2T_{i,1} - 2T_{i,0}}{h^2}$$

Therefore, the differential equation at  $j = 0$  and for all  $i$  becomes

$$\begin{aligned} \frac{\partial^2 T}{\partial x^2} + \frac{\partial^2 T}{\partial y^2} - 20T &= -200 \\ \frac{T_{i+1,0} - 2T_{i,0} + T_{i-1,0}}{h^2} + \frac{2T_{i,1} - 2T_{i,0}}{h^2} - 20T_{i,0} &= -200 \end{aligned} \quad (2)$$

The above is what we will use on the bottom edge, for  $i = 1 \dots N$  where  $N$  is the number of internal nodes. Now that we found the PDE on the left and on the right edge, we write the PDE on the internal nodes, which is the standard form

$$\begin{aligned} \frac{\partial^2 T}{\partial x^2} + \frac{\partial^2 T}{\partial y^2} - 20T &= -200 \\ \frac{T_{i+1,j} - 2T_{i,j} + T_{i-1,j}}{h^2} + \frac{T_{i,j+1} - 2T_{i,j} + T_{i,j-1}}{h^2} - 20T_{i,j} &= -200 \end{aligned} \quad (3)$$

Using (1,2,3) equations, we now find the  $Ax = f$  form. Let us assume that  $N = 3$ , so our grid is the following

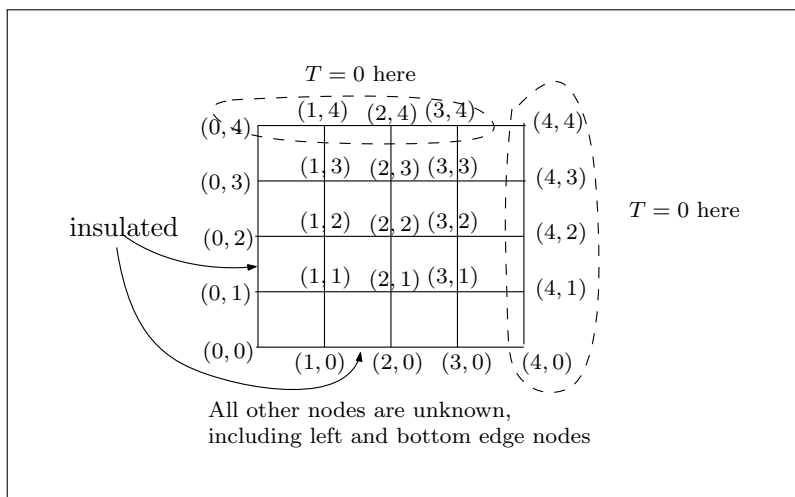


Figure 9: Example grid used to find the  $A$  matrix

For  $i = 0, j = 0$ , this is special node. We can either use the condition for the left edge to handle it, or the condition for the bottom edge, or use the average of the adjacent nodes. Let us use the bottom edge condition for it. Hence at this node the PDE is from (2)

$$\begin{aligned}
\frac{T_{1,0} - 2T_{0,0} + T_{-1,0}}{h^2} + \frac{2T_{0,1} - 2T_{0,0}}{h^2} - 20T_{0,0} &= -200 \\
\frac{2T_{1,0} - 2T_{0,0}}{h^2} + \frac{2T_{0,1} - 2T_{0,0}}{h^2} - 20T_{0,0} &= -200 \\
2T_{1,0} - 2T_{0,0} + 2T_{0,1} - 2T_{0,0} - 20h^2T_{0,0} &= -200h^2 \\
2T_{1,0} + T_{0,0}(-4 - 20h^2) + 2T_{0,1} &= -200h^2
\end{aligned} \tag{0,0}$$

For  $i = 1, j = 0$ , from (2)

$$\begin{aligned}
\frac{T_{2,0} - 2T_{1,0} + T_{0,0}}{h^2} + \frac{2T_{1,1} - 2T_{1,0}}{h^2} - 20T_{1,0} &= -200 \\
T_{2,0} + T_{1,0}(-4 - 20h^2) + T_{0,0} + 2T_{1,1} &= -200h^2
\end{aligned} \tag{1,0}$$

And for  $i = 2, j = 0$

$$\begin{aligned}
\frac{T_{3,0} - 2T_{2,0} + T_{1,0}}{h^2} + \frac{2T_{2,1} - 2T_{2,0}}{h^2} - 20T_{2,0} &= -200 \\
T_{3,0} - 4T_{2,0} + T_{1,0} + 2T_{2,1} - 20h^2T_{2,0} &= -200h^2 \\
T_{3,0} + T_{2,0}(-4 - 20h^2) + T_{1,0} + 2T_{2,1} &= -200h^2
\end{aligned} \tag{2,0}$$

And for  $i = 3, j = 0$

$$\begin{aligned}
\frac{T_{4,0} - 2T_{3,0} + T_{2,0}}{h^2} + \frac{2T_{3,1} - 2T_{3,0}}{h^2} - 20T_{3,0} &= -200 \\
T_{4,0} - 4T_{3,0} + T_{2,0} + 2T_{3,1} - 20h^2T_{3,0} &= -200h^2 \\
T_{4,0} + T_{3,0}(-4 - 20h^2) + T_{2,0} + 2T_{3,1} &= -200h^2
\end{aligned}$$

But  $T_{4,0}$  is known, since it is on the right edge and is zero there. Hence the above becomes

$$T_{3,0}(-4 - 20h^2) + T_{2,0} + 2T_{3,1} = -200h^2 \tag{3,0}$$

We now move to the second grid line from the bottom. On the first node, which is  $i = 0, j = 1$ , we use the left edge PDE, which is (1). Hence

$$\begin{aligned}
\frac{2T_{1,1} - 2T_{0,1}}{h^2} + \frac{T_{0,2} - 2T_{0,1} + T_{0,0}}{h^2} - 20T_{0,1} &= -200 \\
2T_{1,1} - 4T_{0,1} + T_{0,2} + T_{0,0} - 20h^2T_{0,1} &= -200h^2 \\
2T_{1,1} + T_{0,1}(-4 - 20h^2) + T_{0,2} + T_{0,0} &= -200h^2
\end{aligned} \tag{0,1}$$

And for  $i = 1, j = 1$ , this is an internal node, so we use (3)

$$\begin{aligned}
\frac{T_{2,1} - 2T_{1,1} + T_{0,1}}{h^2} + \frac{T_{1,2} - 2T_{1,1} + T_{1,0}}{h^2} - 20T_{1,1} &= -200 \\
T_{2,1} - 4T_{1,1} + T_{0,1} + T_{1,2} + T_{1,0} - 20h^2T_{1,1} &= -200h^2 \\
T_{2,1} + T_{1,1}(-4 - 20h^2) + T_{0,1} + T_{1,2} + T_{1,0} &= -200h^2
\end{aligned} \tag{1,1}$$

And for  $i = 2, j = 1$ , this is an internal node, so we use (3)

$$\begin{aligned}
\frac{T_{3,1} - 2T_{2,1} + T_{1,1}}{h^2} + \frac{T_{2,2} - 2T_{2,1} + T_{2,0}}{h^2} - 20T_{2,1} &= -200 \\
T_{3,1} + T_{2,1}(-4 - 20h^2) + T_{1,1} + T_{2,2} + T_{2,0} &= -200h^2
\end{aligned} \tag{2,1}$$

And for  $i = 3, j = 1$ , this is an internal node, so we use (3) and set  $T_{4,1} = 0$  since known

$$\begin{aligned}
\frac{T_{4,1} - 2T_{3,1} + T_{2,1}}{h^2} + \frac{T_{3,2} - 2T_{3,1} + T_{3,0}}{h^2} - 20T_{3,1} &= -200 \\
T_{3,1}(-4 - 20h^2) + T_{2,1} + T_{3,2} + T_{3,0} &= -200h^2
\end{aligned} \tag{3,1}$$

For node  $i = 4, j = 1$ , this is a known value for  $T$  there, so we skip it. Going to the next grid row above, for  $i = 0, j = 2$ , this is a left edge node, so we use (1)

$$\begin{aligned} \frac{2T_{1,2} - 2T_{0,2}}{h^2} + \frac{T_{0,3} - 2T_{0,2} + T_{0,1}}{h^2} - 20T_{0,2} &= -200 \\ 2T_{1,2} + T_{0,2}(-4 - 20h^2) + T_{0,3} + T_{0,1} &= -200h^2 \end{aligned} \quad (0,2)$$

For  $i = 1, j = 2$ , this is an internal node, so we use (3)

$$\begin{aligned} \frac{T_{2,2} - 2T_{1,2} + T_{0,2}}{h^2} + \frac{T_{1,3} - 2T_{1,2} + T_{1,1}}{h^2} - 20T_{1,2} &= -200 \\ T_{2,2} + T_{1,2}(-4 - 20h^2) + T_{0,2} + T_{1,3} + T_{1,1} &= -200h^2 \end{aligned} \quad (1,2)$$

For  $i = 2, j = 2$ , this is an internal node, so we use (3)

$$\begin{aligned} \frac{T_{3,2} - 2T_{2,2} + T_{1,2}}{h^2} + \frac{T_{2,3} - 2T_{2,2} + T_{2,1}}{h^2} - 20T_{2,2} &= -200 \\ T_{3,2} + T_{2,2}(-4 - 20h^2) + T_{1,2} + T_{2,3} + T_{2,1} &= -200h^2 \end{aligned} \quad (2,2)$$

And for  $i = 3, j = 2$ , this is an internal node, so we use (3) and set  $T_{4,2} = 0$  since known

$$\begin{aligned} \frac{T_{4,2} - 2T_{3,2} + T_{2,2}}{h^2} + \frac{T_{3,3} - 2T_{3,2} + T_{3,1}}{h^2} - 20T_{3,2} &= -200 \\ T_{3,2}(-4 - 20h^2) + T_{2,2} + T_{3,3} + T_{3,1} &= -200h^2 \end{aligned} \quad (3,2)$$

For node  $i = 4, j = 2$ , this is a known value for  $T$  there, so we skip it. Going to the next grid row above, for  $i = 0, j = 3$ , this is a left edge node, so we use (1)

$$\begin{aligned} \frac{2T_{1,3} - 2T_{0,3}}{h^2} + \frac{T_{0,4} - 2T_{0,3} + T_{0,2}}{h^2} - 20T_{0,3} &= -200 \\ 2T_{1,3} + T_{0,3}(-4 - 20h^2) + T_{0,4} + T_{0,2} &= -200h^2 \end{aligned}$$

But  $T_{0,4}$  is on the top edge, which is known and is zero, therefore the above is

$$2T_{1,3} + T_{0,3}(-4 - 20h^2) + T_{0,2} = -200h^2 \quad (0,3)$$

For node  $i = 1, j = 3$ , this is an internal node, so we use (3)

$$\begin{aligned} \frac{T_{2,3} - 2T_{1,3} + T_{0,3}}{h^2} + \frac{T_{1,4} - 2T_{1,3} + T_{1,2}}{h^2} - 20T_{1,3} &= -200 \\ T_{2,3} + T_{1,3}(-4 - 20h^2) + T_{0,3} + T_{1,4} + T_{1,2} &= -200h^2 \end{aligned}$$

But  $T_{1,4}$  is on the top edge, which is known and is zero, therefore the above is

$$T_{2,3} + T_{1,3}(-4 - 20h^2) + T_{0,3} + T_{1,2} = -200h^2 \quad (1,3)$$

And on node  $i = 2, j = 3$ , this is an internal node, so we use (3)

$$\begin{aligned} \frac{T_{3,3} - 2T_{2,3} + T_{1,3}}{h^2} + \frac{T_{2,4} - 2T_{2,3} + T_{2,2}}{h^2} - 20T_{2,3} &= -200 \\ T_{3,3} + T_{2,3}(-4 - 20h^2) + T_{1,3} + T_{2,4} + T_{2,2} &= -200h^2 \end{aligned}$$

But  $T_{2,4}$  is on the top edge, which is known and is zero, therefore the above is

$$T_{3,3} + T_{2,3}(-4 - 20h^2) + T_{1,3} + T_{2,2} = -200h^2 \quad (2,3)$$

Finally, for node  $i = 3, j = 3$

$$\begin{aligned} \frac{T_{4,3} - 2T_{3,3} + T_{2,3}}{h^2} + \frac{T_{3,4} - 2T_{3,3} + T_{3,2}}{h^2} - 20T_{3,3} &= -200 \\ T_{4,3} + T_{3,3}(-4 - 20h^2) + T_{2,3} + T_{3,4} + T_{3,2} &= -200h^2 \end{aligned}$$

But  $T_{3,4}$  and  $T_{4,3}$  are known and is zero, therefore the above is

$$T_{3,3}(-4 - 20h^2) + T_{2,3} + T_{3,2} = -200h^2 \quad (3,3)$$

Now we able to see the form of the matrix  $A$  by writing the equations for this small grid. There are 16 unknowns. Let  $(-4 - 20h^2) = \alpha$  then

bottom edge	$\alpha$	2	0	0	2	0	0	0	0	0	0	0	0	0	0	$T_{0,0}$	$-200h^2$
bottom edge	1	$\alpha$	1	0	0	2	0	0	0	0	0	0	0	0	0	$T_{1,0}$	$-200h^2$
bottom edge	0	1	$\alpha$	1	0	0	2	0	0	0	0	0	0	0	0	$T_{2,0}$	$-200h^2$
bottom edge	0	0	1	$\alpha$	0	0	0	2	0	0	0	0	0	0	0	$T_{3,0}$	$-200h^2$
left edge	1	0	0	0	$\alpha$	2	0	0	1	0	0	0	0	0	0	$T_{0,1}$	$-200h^2$
internal nodes	0	1	0	0	1	$\alpha$	1	0	0	1	0	0	0	0	0	$T_{1,1}$	$-200h^2$
internal nodes	0	0	1	0	0	1	$\alpha$	1	0	0	1	0	0	0	0	$T_{2,1}$	$-200h^2$
internal nodes	0	0	0	1	0	0	1	$\alpha$	0	0	0	1	0	0	0	$T_{3,1}$	$-200h^2$
left edge	0	0	0	0	1	0	0	0	$\alpha$	2	0	0	1	0	0	$T_{0,2}$	$-200h^2$
internal nodes	0	0	0	0	0	1	0	0	1	$\alpha$	1	0	0	1	0	$T_{1,2}$	$-200h^2$
internal nodes	0	0	0	0	0	0	1	0	0	1	$\alpha$	1	0	0	1	$T_{2,2}$	$-200h^2$
internal nodes	0	0	0	0	0	0	0	1	0	0	1	$\alpha$	0	0	0	$T_{3,2}$	$-200h^2$
left edge	0	0	0	0	0	0	0	0	1	0	0	0	$\alpha$	2	0	$T_{0,3}$	$-200h^2$
row below top edge	0	0	0	0	0	0	0	0	0	1	0	0	1	$\alpha$	1	$T_{1,3}$	$-200h^2$
row below top edge	0	0	0	0	0	0	0	0	0	0	1	0	0	1	$\alpha$	$T_{2,3}$	$-200h^2$
row below top edge	0	0	0	0	0	0	0	0	0	0	0	1	0	0	1	$T_{3,3}$	$-200h^2$

The above was implemented in the matlab program `nma_EMA_471_HW6_problem_2.m`. The maximum value of  $T$  found was

9.577

Here is the 3D plot and a contour plot.

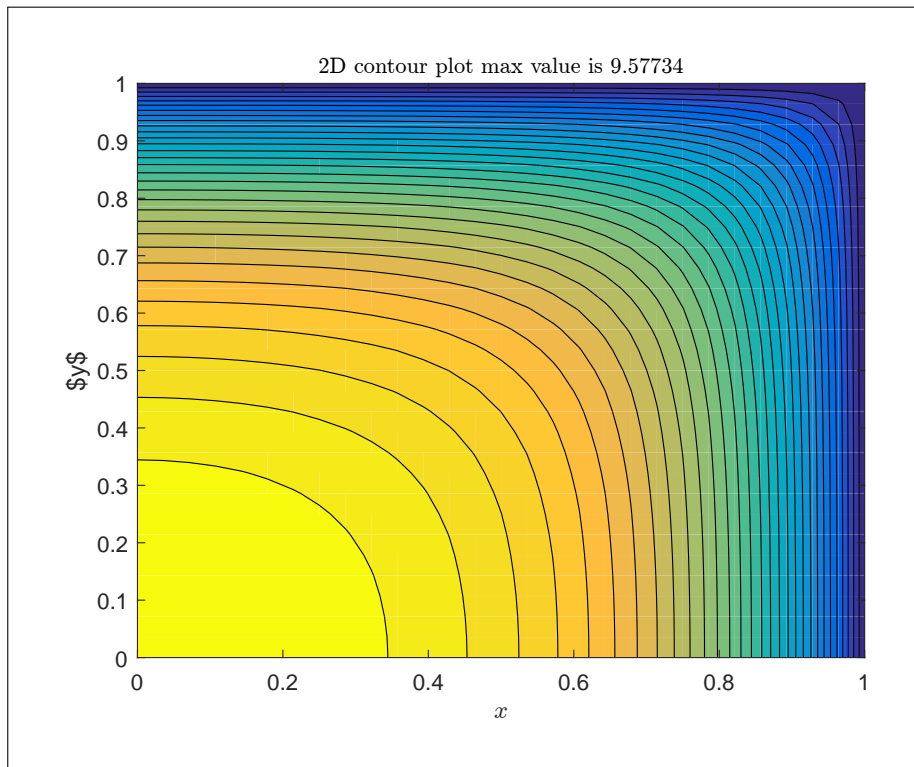


Figure 10: contour plot

And this is the 3D plot.

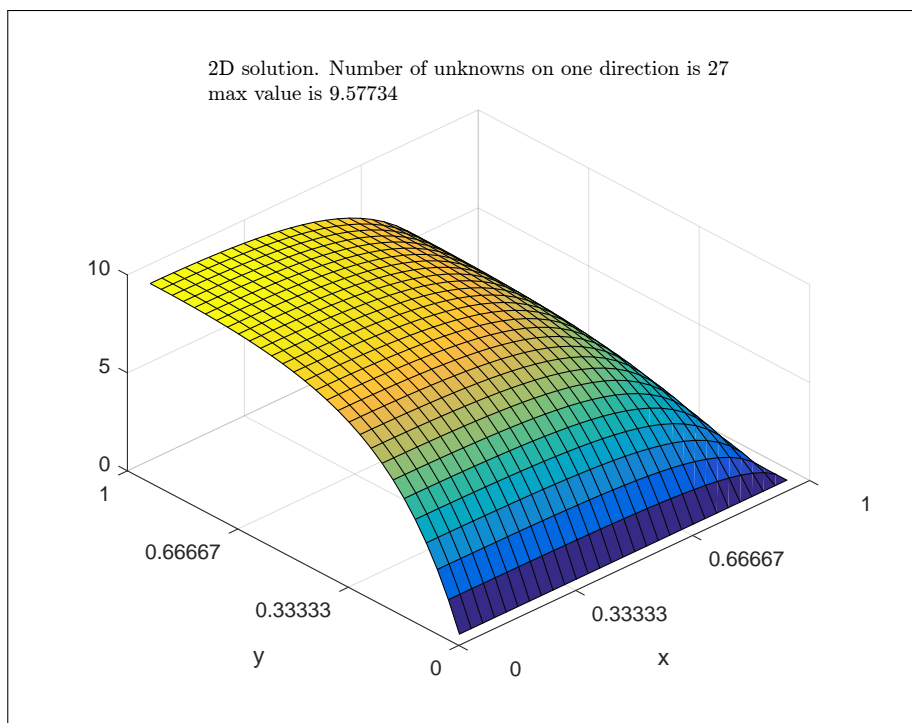


Figure 11: 3D plot

I have also solved this in Mathematica, using the finite element solver build into NDSolve. I also obtained the same result. Here is the contour plot and the 3D plot.

```

1 Clear[u, x, y];
2 r = NDSolveValue[{
3   D[u[x, y], {x, 2}] + D[u[x, y], {y, 2}] - 20*u[x, y] == - 200 +
4     NeumannValue[0, x == 0] + NeumannValue[0, y == 0],
5     DirichletCondition[u[x, y] == 0, x == 1],
6     DirichletCondition[u[x, y] == 0, y == 1]}, u, {x, 0, 1}, {y, 0, 1},
7     Method -> {"FiniteElement",
8       "MeshOptions" -> {"BoundaryMeshGenerator" -> "Continuation"}}]
9
10 ContourPlot[r[x, y], {x, 0, 1}, {y, 0, 1}]
11 Plot3D[r[x, y], {x, 0, 1}, {y, 0, 1}, Mesh -> All]

```

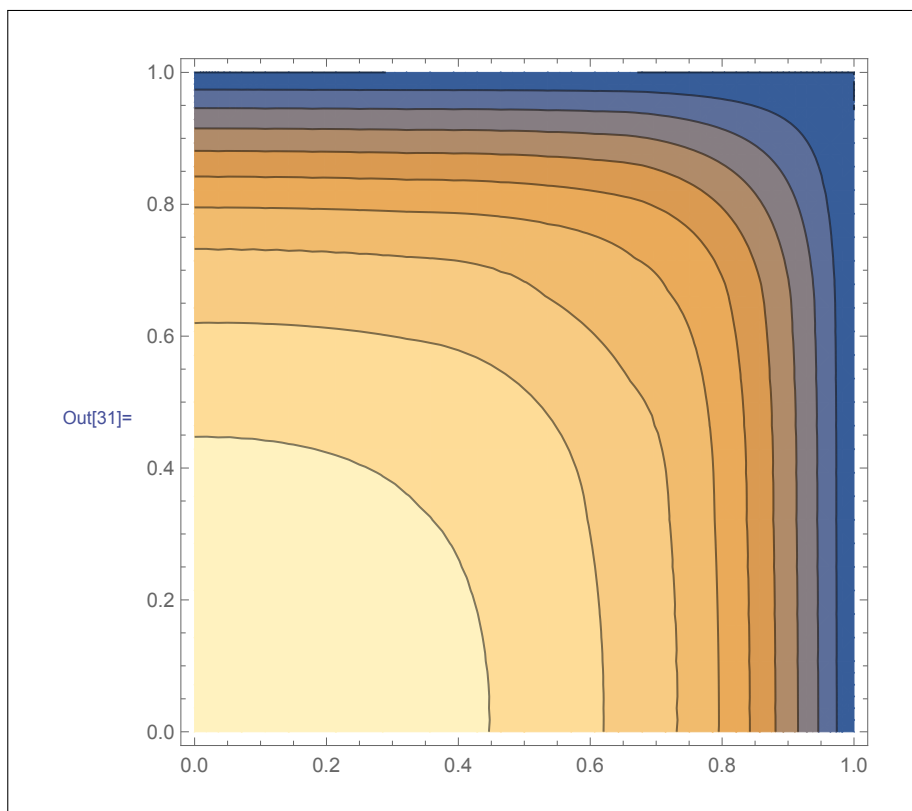


Figure 12: Contour plot using Mathematica

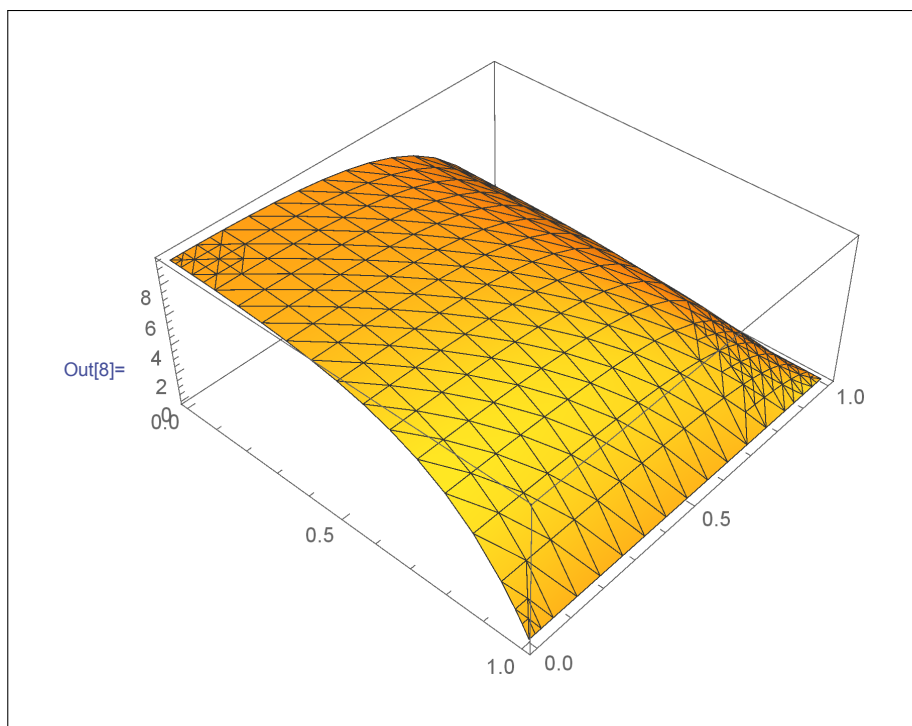


Figure 13: 3D plot using Mathematica

```

1 function nma_EMA_471_HW6_problem_2
2 %solution to problem 2, HW6, EMA 471
3
4 close all;
5 n = 27; %number of internal nodes in one direction.
6 %change grid size as needed
7 h = 1/(n+1); %grid spacing
8 A = make_A_matrix(h,n);
9 f = -200*h^2*ones((n+1)^2,1); %RHS
10 u = A\f; %direct solver
11
12 u = reshape(u,n+1,n+1)'; %change it for natural setting
13 u = [u;zeros(1,n+1)]; %add zero boundary conditions
14 u = [u zeros(n+2,1)];
15 u = flipud(u); %so it looks right
16 figure;
17 surf(u);
18
19 title({sprintf('2D solution. Number of unknowns on one direction is %d',n), ...
20         sprintf('max value is %6.5f',max(u(:)))},...
21         'Interpreter', 'latex','fontsize',10);
22
23 %reliable ticks for 0..1 in both directions
24 r = get(gca,'XTickLabel');
25 set(gca,'XTickLabel',num2str((0:1/(length(r)-1):1)'));
26 r = get(gca,'YTickLabel');
27 set(gca,'YTickLabel',num2str((0:1/(length(r)-1):1)'));
28 xlabel('$x$', 'Interpreter', 'latex');
29 ylabel('$y$', 'Interpreter', 'latex');
30
31 %found a bug in Matlab!
32 %set(gca,'TickLabelInterpreter', 'Latex','fontsize',8);
33
34 %do contour plot also
35 x = 0:h:1;
36 y = 0:h:1;
37 [X,Y] = meshgrid(x,y);
38
39 figure
40 contourf(X,Y,flipud(u),30);
41 xlabel('$x$', 'Interpreter', 'latex');
42 ylabel('$y$', 'Interpreter', 'latex');
43 title({sprintf('2D contour plot max value is %6.5f',...
44         max(u(:)))},...
45         'Interpreter', 'latex','fontsize',10);
46 end
47 %=====
48 function A = make_A_matrix(h,n)
49 %h is grid spacing.

```

```

50 %n is number of internal nodes on any one grid direction.
51 %please see report for details.
52
53 a = -4-20*h^2;
54 A = zeros((n+1)^2, (n+1)^2);
55
56 %make T(0,0), lower corner node
57 A(1,1) = a;
58 A(1,2) = 2;
59 A(1,n+2) = 2;
60
61 %rest of bottom edge nodes. These are node on lower edge, where
62 %it is insulated
63 for i = 2:n
64     A(i,i) = a;
65     A(i,i-1) = 1;
66     A(i,i+1) = 1;
67     A(i,i+n+1) = 2;
68 end
69 %last node on bottom edge. special handling
70 i = i+1;
71 A(i,i-1) = 1;
72 A(i,i) = a;
73 A(i,i+n+1) = 2;
74
75 %now make left edge rows. First special
76 for i = n+2:n+1:((n+1)^2-n)
77     A(i,i-(n+1)) = 1;
78
79     if i==n+2
80         A(i,i) = a;
81         A(i,i+1) = 2;
82         A(i,i+n+1) = 1;
83     else
84         A(i,i) = a;
85         A(i,i+1) = 2;
86         if i<((n+1)^2-n)
87             A(i,i+n+1) = 1;
88         end
89     end
90 end
91
92 %now make middle rows
93 for i = n+3: n+1: ((n+1)^2-2*n)
94     for k = i:i+n-1
95         A(k,k-(n+1)) = 1;
96         A(k,k-1) = 1;
97         A(k,k) = a;
98         if k<(i+n-1)
99             A(k,k+1) = 1;
100        end
101        A(k,k+n+1) = 1;
102    end
103 end
104
105 %now do the top edge
106 for i = (n+1)^2-(n-1):(n+1)^2
107     A(i,i-(n+1)) = 1;
108     A(i,i-1) = 1;
109     A(i,i) = a;
110     if i<(n+1)^2
111         A(i,i+1) = 1;
112     end
113 end
114 end

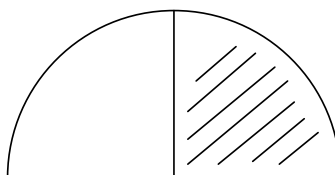
```

### 0.3 Problem 3

- (3) (15 pts) The Laplacian operator can be represented in other coordinate systems. In a cylindrical system, it takes the form:

$$\nabla^2 T = \frac{\partial^2 T}{\partial r^2} + \frac{1}{r} \frac{\partial T}{\partial r} + \frac{1}{r^2} \frac{\partial^2 T}{\partial \theta^2}$$

Solve the problem,  $\nabla^2 T = -q'''/k$ , over a semicircular domain that is defined by  $0 \leq r \leq 1$  and  $0 \leq \theta \leq \pi$  where the right hand side of the equation is  $-200$  when  $0 \leq \theta \leq \pi/2$  and is equal to  $0$  when  $\pi/2 < \theta \leq \pi$ . The heat source exists over just half the plate as shown below:



The extension of finite difference methods to this problem is straightforward at all places except the origin where  $r \rightarrow 0$ . Instead of using the Laplacian operator directly at the origin,

we can instead write an energy balance based on energy produced in a small control volume around the origin. When we do this, the result is:

$$T_0 = \frac{0.5T_1 + T_2 + \dots + T_{N-1} + 0.5T_N}{N-1} + \frac{q'''\Delta r^2}{8k}$$

Here,  $N$  is the total number of circumferential nodes one radial mesh spacing from the origin, with  $T_1$  and  $T_N$  being the nodal temperatures at  $\theta = 0$  and  $\theta = \pi$  respectively, and the other  $T_i$ 's being nodal temperatures between these limits.  $T_0$  is the temperature at  $r = 0$ . For example, if  $N = 5$ , this corresponds to an angular mesh spacing of  $\pi/4$ . (I'm not recommending an angular mesh spacing this coarse; it's just for illustration.) In the limit that the radial mesh spacing goes to zero, this states that the temperature at the origin is a kind of simple average of its nearest neighbors, where the temperatures at the edges receive a half-weighting relative to those in the interior. Since the mesh spacing isn't actually infinitely fine, we'll have the term on the far right. Since, for this specific problem,  $q'''/k$  is  $200$ , the term on the far right is actually  $25\Delta r^2$ . For all nodes other than the one at the origin, we write finite-difference equations based on the Laplacian operator.

One other issue to consider is the treatment of those nodes at  $\theta = \pi/2$ , a line that straddles the region where there is a heat source and where there is none. The term on the right hand side of the heat conduction equation should be  $-100$  for those nodes.

Solve this problem over the domain subject to the conditions  $T = 0$  at  $r = 1$  and an insulated condition  $\partial T/\partial \theta = 0$  at  $\theta = 0$  and  $\theta = \pi$ . Report the temperature at the origin,  $T_0$ .

**Reminder:** If you have not done so already, send me an email about what you are planning to do for your project. Take some time to think about it and make sure you run it past me if not one of the default projects. You don't want to be in the position of leaving this to the last minute. We will allocate some in-class time for you to work on these as well.

Figure 14: problem 3 description



The grid numbering used is the following

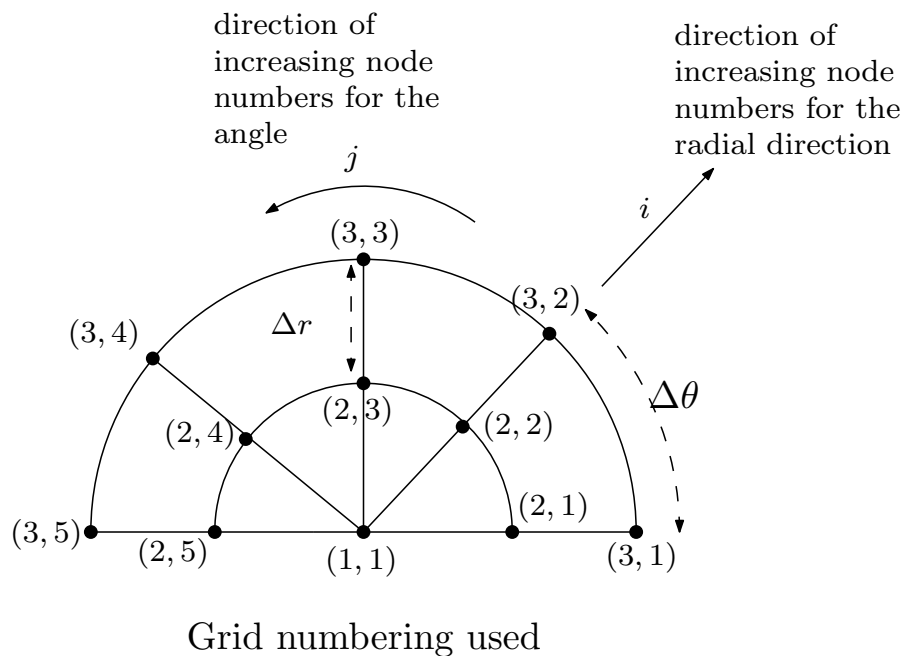


Figure 15: Grid numbering for problem 3

The PDE is, for  $0 \leq \theta \leq \frac{\pi}{2}$

$$\frac{\partial^2 T}{\partial r^2} + \frac{1}{r} \frac{\partial T}{\partial r} + \frac{1}{r^2} \frac{\partial^2 T}{\partial \theta^2} = -200$$

And for  $\frac{\pi}{2} < \theta \leq \pi$

$$\frac{\partial^2 T}{\partial r^2} + \frac{1}{r} \frac{\partial T}{\partial r} + \frac{1}{r^2} \frac{\partial^2 T}{\partial \theta^2} = 0$$

For the nodes with  $\theta = \frac{\pi}{2}$  we will use

$$\frac{\partial^2 T}{\partial r^2} + \frac{1}{r} \frac{\partial T}{\partial r} + \frac{1}{r^2} \frac{\partial^2 T}{\partial \theta^2} = -100$$

Using centered difference, and using  $T_{ij}$  to mean  $T_{r_i, \theta_j}$  then the above can be written as

$$\frac{T_{i-1,j} - 2T_{ij} + T_{i+1,j}}{\Delta r^2} + \frac{1}{(i-1)\Delta r} \frac{T_{i+1,j} - T_{i-1,j}}{2\Delta r} + \frac{1}{[(i-1)\Delta r]^2} \frac{T_{i,j-1} - 2T_{ij} + T_{i,j+1}}{\Delta \theta^2} = -200 \quad (1)$$

Where  $i = 1 \dots N_r$ , where  $N_r$  is the number of grid points in the radial direction, which is 3 in the diagram above. The following diagram shows the boundary conditions to use.

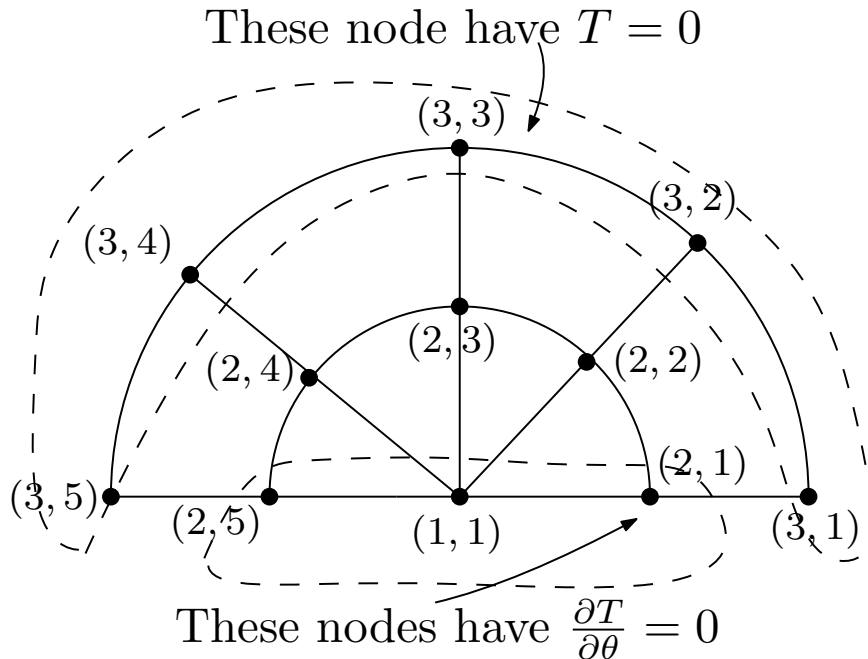
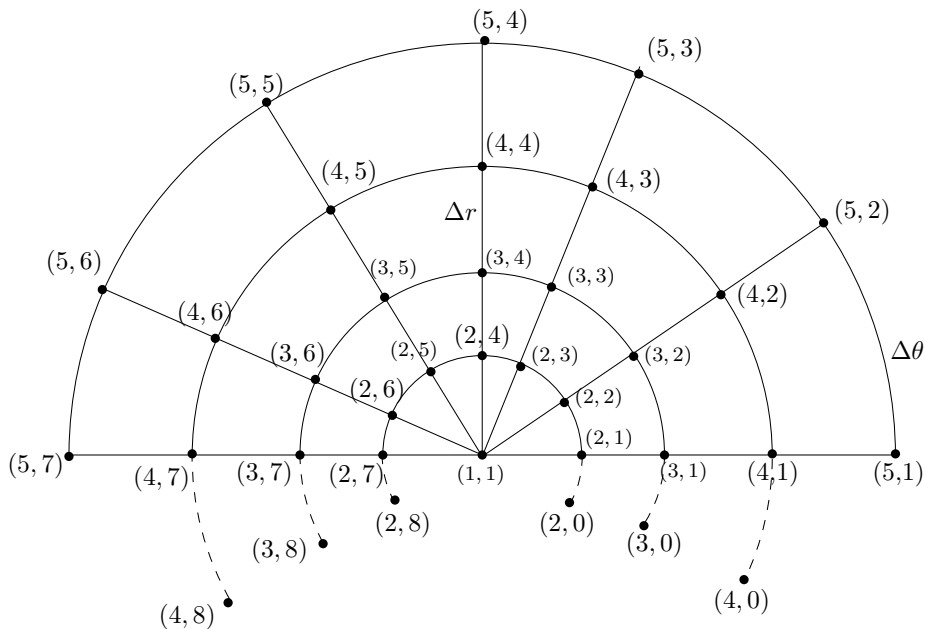


Figure 16: boundary conditions for problem 3

We now find the  $A$  matrix in order to solve the problem using the direct method. We assume  $N_\theta = 7$  and  $N_r = 5$  for the purpose of seeing what the  $A$  structure is

Figure 17: Example grid using  $N_r = 5$  and  $N_\theta = 7$  problem 3

For node (1,1), this is the special node. which is

$$T_{1,1} = \frac{0.5T_{2,1} + T_{2,2} + T_{2,3} + \dots + T_{2,N-1} + 0.5T_{2,N_\theta}}{N_\theta - 1} + 25\Delta r^2$$

Where  $N_\theta$  is the number of grid point in the angular direction. For example, in the diagram given above,  $N_\theta = 7$ , hence

$$T_{1,1} - \frac{0.5T_{2,1} + T_{2,2} + T_{2,3} + T_{2,4} + T_{2,5} + T_{2,6} + 0.5T_{2,7}}{6} = 25\Delta r^2$$

$$T_{1,1} - \frac{1}{12}T_{2,1} - \frac{1}{6}T_{2,2} - \frac{1}{6}T_{2,3} - \frac{1}{6}T_{2,4} - \frac{1}{6}T_{2,5} - \frac{1}{6}T_{2,6} - \frac{1}{12}T_{2,7} = 25\Delta r^2 \quad (1,1)$$

For node (2,1), this is an insulated node. Hence by introducing an imaginary node as shown above, then on this node, the PDE is

$$\begin{aligned} \frac{\partial^2 T}{\partial r^2} + \frac{1}{r} \frac{\partial T}{\partial r} + \frac{1}{r^2} \frac{\partial^2 T}{\partial \theta^2} &= -200 \\ \frac{T_{i-1,j} - 2T_{ij} + T_{i+1,j}}{\Delta r^2} + \frac{1}{(i-1)(\Delta r)} \frac{T_{i+1,j} - T_{i-1,j}}{2\Delta r} + \frac{1}{[(i-1)(\Delta r)]^2} \frac{T_{ij-1} - 2T_{ij} + T_{ij+1}}{\Delta \theta^2} &= -200 \\ \frac{T_{1,1} - 2T_{21} + T_{3,1}}{\Delta r^2} + \frac{1}{\Delta r} \frac{T_{3,1} - T_{1,1}}{2\Delta r} + \frac{1}{\Delta r^2} \frac{T_{2,0} - 2T_{2,1} + T_{2,2}}{\Delta \theta^2} &= -200 \end{aligned}$$

But due to insulation, then  $\frac{\partial T}{\partial \theta} = \frac{T_{ij+1} - T_{ij-1}}{2\Delta \theta} = 0$  which means  $T_{ij+1} = T_{ij-1}$ , or at this node  $T_{2,0} = T_{2,2}$ , hence the above becomes

$$\frac{T_{1,1} - 2T_{21} + T_{3,1}}{\Delta r^2} + \frac{1}{\Delta r} \frac{T_{3,1} - T_{1,1}}{2\Delta r} + \frac{1}{\Delta r^2} \frac{2T_{2,2} - 2T_{2,1}}{\Delta \theta^2} = -200$$

Collecting terms

$$\begin{aligned} T_{1,1} \left( \frac{1}{\Delta r^2} - \frac{1}{2\Delta r^2} \right) + T_{2,1} \left( \frac{-2}{\Delta r^2} - \frac{2}{\Delta r^2 \Delta \theta^2} \right) + T_{3,1} \left( \frac{1}{\Delta r^2} + \frac{1}{2\Delta r^2} \right) + T_{2,2} \left( \frac{2}{\Delta r^2 \Delta \theta^2} \right) &= -200 \\ T_{1,1} \left( \frac{1}{2\Delta r^2} \right) + T_{2,1} \left( \frac{-2}{\Delta r^2} - \frac{2}{\Delta r^2 \Delta \theta^2} \right) + T_{3,1} \left( \frac{3}{2\Delta r^2} \right) + T_{2,2} \left( \frac{2}{\Delta r^2 \Delta \theta^2} \right) &= -200 \end{aligned} \quad (2,1)$$

At node (3,1)

$$\begin{aligned} \frac{\partial^2 T}{\partial r^2} + \frac{1}{r} \frac{\partial T}{\partial r} + \frac{1}{r^2} \frac{\partial^2 T}{\partial \theta^2} &= -200 \\ \frac{T_{i-1,j} - 2T_{ij} + T_{i+1,j}}{\Delta r^2} + \frac{1}{(i-1)(\Delta r)} \frac{T_{i+1,j} - T_{i-1,j}}{2\Delta r} + \frac{1}{[(i-1)(\Delta r)]^2} \frac{T_{ij-1} - 2T_{ij} + T_{ij+1}}{\Delta \theta^2} &= -200 \\ \frac{T_{2,1} - 2T_{3,1} + T_{4,1}}{\Delta r^2} + \frac{1}{2(\Delta r)} \frac{T_{4,1} - T_{2,1}}{2\Delta r} + \frac{1}{[2(\Delta r)]^2} \frac{T_{3,0} - 2T_{3,1} + T_{3,2}}{\Delta \theta^2} &= -200 \end{aligned}$$

But due to insulation, then  $\frac{\partial T}{\partial \theta} = \frac{T_{ij+1} - T_{ij-1}}{2\Delta \theta} = 0$  which means  $T_{ij+1} = T_{ij-1}$ , or at this node  $T_{3,0} = T_{3,2}$ , hence the above becomes

$$\frac{T_{2,1} - 2T_{3,1} + T_{4,1}}{\Delta r^2} + \frac{1}{2(\Delta r)} \frac{T_{4,1} - T_{2,1}}{2\Delta r} + \frac{1}{[2(\Delta r)]^2} \frac{2T_{3,2} - 2T_{3,1}}{\Delta \theta^2} = -200$$

Collecting terms

$$\begin{aligned} T_{2,1} \left( \frac{1}{\Delta r^2} - \frac{1}{4\Delta r^2} \right) + T_{3,1} \left( -\frac{2}{\Delta r^2} - \frac{2}{[2(\Delta r)]^2 \Delta \theta^2} \right) + T_{4,1} \left( \frac{1}{\Delta r^2} + \frac{1}{4\Delta r^2} \right) + T_{3,2} \left( \frac{2}{[2(\Delta r)]^2 \Delta \theta^2} \right) &= -200 \\ T_{2,1} \left( \frac{3}{4\Delta r^2} \right) + T_{3,1} \left( -\frac{2}{\Delta r^2} - \frac{1}{2\Delta r^2 \Delta \theta^2} \right) + T_{4,1} \left( \frac{5}{4\Delta r^2} \right) + T_{3,2} \left( \frac{1}{2\Delta r^2 \Delta \theta^2} \right) &= -200 \end{aligned} \quad (3,1)$$

At node (4,1)

$$\begin{aligned} \frac{\partial^2 T}{\partial r^2} + \frac{1}{r} \frac{\partial T}{\partial r} + \frac{1}{r^2} \frac{\partial^2 T}{\partial \theta^2} &= -200 \\ \frac{T_{i-1,j} - 2T_{ij} + T_{i+1,j}}{\Delta r^2} + \frac{1}{(i-1)(\Delta r)} \frac{T_{i+1,j} - T_{i-1,j}}{2\Delta r} + \frac{1}{[(i-1)(\Delta r)]^2} \frac{T_{ij-1} - 2T_{ij} + T_{ij+1}}{\Delta \theta^2} &= -200 \\ \frac{T_{3,1} - 2T_{4,1} + T_{5,1}}{\Delta r^2} + \frac{1}{3\Delta r} \frac{T_{5,1} - T_{3,1}}{2\Delta r} + \frac{1}{9\Delta r^2} \frac{T_{4,0} - 2T_{4,1} + T_{4,2}}{\Delta \theta^2} &= -200 \end{aligned}$$

But due to insulation, then  $\frac{\partial T}{\partial \theta} = \frac{T_{ij+1} - T_{ij-1}}{2\Delta \theta} = 0$  which means  $T_{ij+1} = T_{ij-1}$ , or at this node  $T_{4,0} = T_{4,2}$ , hence the above becomes (and also  $T_{5,1} = 0$  since on boundary)

$$\frac{T_{3,1} - 2T_{4,1}}{\Delta r^2} + \frac{1}{3\Delta r} \frac{-T_{3,1}}{2\Delta r} + \frac{1}{9\Delta r^2} \frac{-2T_{4,1} + 2T_{4,2}}{\Delta \theta^2} = -200$$

Collecting terms

$$T_{3,1} \left( \frac{5}{6\Delta r^2} \right) + T_{4,1} \left( -\frac{2}{\Delta r^2} - \frac{2}{9\Delta r^2 \Delta \theta^2} \right) + T_{4,2} \left( \frac{2}{9\Delta r^2 \Delta \theta^2} \right) = -200 \quad (4,1)$$

The above *completes half of the bottom grid row*. Now we move to the next grid at, one  $\Delta \theta$  above.

At node (2,2), this is an internal node.

$$\begin{aligned} \frac{\partial^2 T}{\partial r^2} + \frac{1}{r} \frac{\partial T}{\partial r} + \frac{1}{r^2} \frac{\partial^2 T}{\partial \theta^2} &= -200 \\ \frac{T_{1,2} - 2T_{2,2} + T_{3,2}}{\Delta r^2} + \frac{1}{\Delta r} \frac{T_{3,2} - T_{1,2}}{2\Delta r} + \frac{1}{\Delta r^2} \frac{T_{2,1} - 2T_{2,2} + T_{2,3}}{\Delta \theta^2} &= -200 \end{aligned}$$

Collecting terms

$$T_{1,2} \left( \frac{1}{\Delta r^2} - \frac{1}{2\Delta r^2} \right) + T_{2,2} \left( \frac{-2}{\Delta r^2} - \frac{2}{\Delta r^2 \Delta \theta^2} \right) + T_{3,2} \left( \frac{1}{\Delta r^2} + \frac{1}{2\Delta r^2} \right) + T_{2,1} \left( \frac{1}{\Delta r^2 \Delta \theta^2} \right) + T_{2,3} \left( \frac{1}{\Delta r^2 \Delta \theta^2} \right) = -200$$

But  $T_{1,2} = T_{1,1}$ . This is the same node. Hence the above becomes

$$T_{1,1} \left( \frac{1}{2\Delta r^2} \right) + T_{2,2} \left( \frac{-2}{\Delta r^2} - \frac{2}{\Delta r^2 \Delta \theta^2} \right) + T_{3,2} \left( \frac{3}{2\Delta r^2} \right) + T_{2,1} \left( \frac{1}{\Delta r^2 \Delta \theta^2} \right) + T_{2,3} \left( \frac{1}{\Delta r^2 \Delta \theta^2} \right) = -200 \quad (2,2)$$

At node (3,2), this is an internal node

$$\begin{aligned} \frac{\partial^2 T}{\partial r^2} + \frac{1}{r} \frac{\partial T}{\partial r} + \frac{1}{r^2} \frac{\partial^2 T}{\partial \theta^2} &= -200 \\ \frac{T_{i-1,j} - 2T_{ij} + T_{i+1,j}}{\Delta r^2} + \frac{1}{(i-1)(\Delta r)} \frac{T_{i+1,j} - T_{i-1,j}}{2\Delta r} + \frac{1}{[(i-1)(\Delta r)]^2} \frac{T_{ij-1} - 2T_{ij} + T_{ij+1}}{\Delta \theta^2} &= -200 \\ \frac{T_{2,2} - 2T_{3,2} + T_{4,2}}{\Delta r^2} + \frac{1}{2\Delta r} \frac{T_{4,2} - T_{2,2}}{2\Delta r} + \frac{1}{[2(\Delta r)]^2} \frac{T_{3,1} - 2T_{3,2} + T_{3,3}}{\Delta \theta^2} &= -200 \\ T_{2,2} \left( \frac{3}{4\Delta r^2} \right) + T_{3,2} \left( \frac{-2}{\Delta r^2} - \frac{1}{2\Delta r^2 \Delta \theta^2} \right) + T_{4,2} \left( \frac{5}{4\Delta r^2} \right) + T_{3,1} \left( \frac{1}{4\Delta r^2 \Delta \theta^2} \right) + T_{3,3} \left( \frac{1}{4\Delta r^2 \Delta \theta^2} \right) &= -200 \end{aligned} \quad (3,2)$$

At node (4,2), this is an internal node

$$\begin{aligned} \frac{\partial^2 T}{\partial r^2} + \frac{1}{r} \frac{\partial T}{\partial r} + \frac{1}{r^2} \frac{\partial^2 T}{\partial \theta^2} &= -200 \\ \frac{T_{3,2} - 2T_{4,2} + T_{5,2}}{\Delta r^2} + \frac{1}{3\Delta r} \frac{T_{5,2} - T_{3,2}}{2\Delta r} + \frac{1}{[3(\Delta r)]^2} \frac{T_{4,1} - 2T_{4,2} + T_{4,3}}{\Delta \theta^2} &= -200 \end{aligned}$$

But  $T_{5,2} = 0$  since on boundary, hence

$$\begin{aligned} \frac{T_{3,2} - 2T_{4,2}}{\Delta r^2} + \frac{1}{3\Delta r} \frac{-T_{3,2}}{2\Delta r} + \frac{1}{[3(\Delta r)]^2} \frac{T_{4,1} - 2T_{4,2} + T_{4,3}}{\Delta \theta^2} &= -200 \\ T_{3,2} \left( \frac{1}{\Delta r^2} - \frac{1}{6\Delta r^2} \right) + T_{4,2} \left( \frac{-2}{\Delta r^2} - \frac{2}{9\Delta r^2 \Delta \theta^2} \right) + T_{4,1} \left( \frac{1}{9\Delta r^2 \Delta \theta^2} \right) + T_{4,3} \left( \frac{1}{9\Delta r^2 \Delta \theta^2} \right) &= -200 \\ T_{3,2} \left( \frac{5}{6\Delta r^2} \right) + T_{4,2} \left( \frac{-2}{\Delta r^2} - \frac{2}{9\Delta r^2 \Delta \theta^2} \right) + T_{4,1} \left( \frac{1}{9\Delta r^2 \Delta \theta^2} \right) + T_{4,3} \left( \frac{1}{9\Delta r^2 \Delta \theta^2} \right) &= -200 \end{aligned} \quad (4,2)$$

This completes first internal grid line on the right half. Now we move another  $\Delta \theta$  anti-clock wise and process the central line.

At node (2,3)

$$\begin{aligned} \frac{\partial^2 T}{\partial r^2} + \frac{1}{r} \frac{\partial T}{\partial r} + \frac{1}{r^2} \frac{\partial^2 T}{\partial \theta^2} &= -200 \\ \frac{T_{i-1,j} - 2T_{ij} + T_{i+1,j}}{\Delta r^2} + \frac{1}{(i-1)(\Delta r)} \frac{T_{i+1,j} - T_{i-1,j}}{2\Delta r} + \frac{1}{[(i-1)(\Delta r)]^2} \frac{T_{ij-1} - 2T_{ij} + T_{ij+1}}{\Delta \theta^2} &= -200 \\ \frac{T_{1,3} - 2T_{2,3} + T_{3,3}}{\Delta r^2} + \frac{1}{\Delta r} \frac{T_{3,3} - T_{1,3}}{2\Delta r} + \frac{1}{\Delta r^2} \frac{T_{2,2} - 2T_{2,3} + T_{2,4}}{\Delta \theta^2} &= -200 \\ T_{1,1} \left( \frac{1}{2\Delta r^2} \right) + T_{2,3} \left( \frac{-2}{\Delta r^2} - \frac{2}{\Delta r^2 \Delta \theta^2} \right) + T_{3,3} \left( \frac{3}{2\Delta r^2} \right) + T_{2,2} \left( \frac{1}{\Delta r^2 \Delta \theta^2} \right) + T_{2,4} \left( \frac{1}{\Delta r^2 \Delta \theta^2} \right) &= -200 \end{aligned} \quad (2,3)$$

At node (3,3)

$$\begin{aligned}
& \frac{\partial^2 T}{\partial r^2} + \frac{1}{r} \frac{\partial T}{\partial r} + \frac{1}{r^2} \frac{\partial^2 T}{\partial \theta^2} = -200 \\
& \frac{T_{i-1,j} - 2T_{ij} + T_{i+1,j}}{\Delta r^2} + \frac{1}{(i-1)(\Delta r)} \frac{T_{i+1,j} - T_{i-1,j}}{2\Delta r} + \frac{1}{[(i-1)(\Delta r)]^2} \frac{T_{ij-1} - 2T_{ij} + T_{ij+1}}{\Delta \theta^2} = -200 \\
& \frac{T_{2,3} - 2T_{3,3} + T_{4,3}}{\Delta r^2} + \frac{1}{2\Delta r} \frac{T_{4,3} - T_{2,3}}{2\Delta r} + \frac{1}{4\Delta r^2} \frac{T_{3,2} - 2T_{3,3} + T_{3,4}}{\Delta \theta^2} = -200 \\
& T_{2,3} \left( \frac{3}{4\Delta r^2} \right) + T_{3,3} \left( \frac{-2}{\Delta r^2} - \frac{1}{2\Delta r^2 \Delta \theta^2} \right) + T_{4,3} \left( \frac{5}{4\Delta r^2} \right) + T_{3,2} \left( \frac{1}{4\Delta r^2 \Delta \theta^2} \right) + T_{3,4} \left( \frac{1}{4\Delta r^2 \Delta \theta^2} \right) = -200 \quad (3,3)
\end{aligned}$$

At node (4,3)

$$\begin{aligned}
& \frac{\partial^2 T}{\partial r^2} + \frac{1}{r} \frac{\partial T}{\partial r} + \frac{1}{r^2} \frac{\partial^2 T}{\partial \theta^2} = -200 \\
& \frac{T_{i-1,j} - 2T_{ij} + T_{i+1,j}}{\Delta r^2} + \frac{1}{(i-1)(\Delta r)} \frac{T_{i+1,j} - T_{i-1,j}}{2\Delta r} + \frac{1}{[(i-1)(\Delta r)]^2} \frac{T_{ij-1} - 2T_{ij} + T_{ij+1}}{\Delta \theta^2} = -200 \\
& \frac{T_{3,3} - 2T_{4,3} + T_{5,3}}{\Delta r^2} + \frac{1}{3\Delta r} \frac{T_{5,3} - T_{3,3}}{2\Delta r} + \frac{1}{9\Delta r^2} \frac{T_{4,2} - 2T_{4,3} + T_{4,4}}{\Delta \theta^2} = -200
\end{aligned}$$

But  $T_{5,3} = 0$  since at boundary, hence

$$\begin{aligned}
& \frac{T_{3,3} - 2T_{4,3}}{\Delta r^2} + \frac{1}{3\Delta r} \frac{-T_{3,3}}{2\Delta r} + \frac{1}{9\Delta r^2} \frac{T_{4,2} - 2T_{4,3} + T_{4,4}}{\Delta \theta^2} = -200 \\
& T_{3,3} \left( \frac{5}{6\Delta r^2} \right) + T_{4,3} \left( \frac{-2}{\Delta r^2} - \frac{2}{9\Delta r^2 \Delta \theta^2} \right) + T_{4,2} \left( \frac{1}{9\Delta r^2 \Delta \theta^2} \right) + T_{4,4} \left( \frac{1}{9\Delta r^2 \Delta \theta^2} \right) = -200 \quad (4,3)
\end{aligned}$$

Now we move to the central line. On this line the PDE is  $\frac{\partial^2 T}{\partial r^2} + \frac{1}{r} \frac{\partial T}{\partial r} + \frac{1}{r^2} \frac{\partial^2 T}{\partial \theta^2} = -100$ .

Hence at node (2,4) we have

$$\begin{aligned}
& \frac{\partial^2 T}{\partial r^2} + \frac{1}{r} \frac{\partial T}{\partial r} + \frac{1}{r^2} \frac{\partial^2 T}{\partial \theta^2} = -100 \\
& \frac{T_{i-1,j} - 2T_{ij} + T_{i+1,j}}{\Delta r^2} + \frac{1}{(i-1)(\Delta r)} \frac{T_{i+1,j} - T_{i-1,j}}{2\Delta r} + \frac{1}{[(i-1)(\Delta r)]^2} \frac{T_{ij-1} - 2T_{ij} + T_{ij+1}}{\Delta \theta^2} = -100 \\
& \frac{T_{1,4} - 2T_{2,4} + T_{3,4}}{\Delta r^2} + \frac{1}{\Delta r} \frac{T_{3,4} - T_{1,4}}{2\Delta r} + \frac{1}{\Delta r^2} \frac{T_{2,3} - 2T_{2,4} + T_{2,5}}{\Delta \theta^2} = -100 \\
& T_{1,4} \left( \frac{1}{\Delta r^2} - \frac{1}{2\Delta r^2} \right) + T_{2,4} \left( -\frac{2}{\Delta r^2} - \frac{2}{\Delta r^2 \Delta \theta^2} \right) + T_{3,4} \left( \frac{1}{\Delta r^2} + \frac{1}{2\Delta r^2} \right) + T_{2,3} \left( \frac{1}{\Delta r^2 \Delta \theta^2} \right) + T_{2,5} \left( \frac{1}{\Delta r^2 \Delta \theta^2} \right) = -100
\end{aligned}$$

But  $T_{1,4} = T_{1,1}$ . This is the same node. Hence the above becomes

$$T_{1,1} \left( \frac{1}{2\Delta r^2} \right) + T_{2,4} \left( -\frac{2}{\Delta r^2} - \frac{2}{\Delta r^2 \Delta \theta^2} \right) + T_{3,4} \left( \frac{3}{2\Delta r^2} \right) + T_{2,3} \left( \frac{1}{\Delta r^2 \Delta \theta^2} \right) + T_{2,5} \left( \frac{1}{\Delta r^2 \Delta \theta^2} \right) = -100 \quad (2,4)$$

At node (3,4)

$$\begin{aligned}
& \frac{\partial^2 T}{\partial r^2} + \frac{1}{r} \frac{\partial T}{\partial r} + \frac{1}{r^2} \frac{\partial^2 T}{\partial \theta^2} = -100 \\
& \frac{T_{i-1,j} - 2T_{ij} + T_{i+1,j}}{\Delta r^2} + \frac{1}{(i-1)(\Delta r)} \frac{T_{i+1,j} - T_{i-1,j}}{2\Delta r} + \frac{1}{[(i-1)(\Delta r)]^2} \frac{T_{ij-1} - 2T_{ij} + T_{ij+1}}{\Delta \theta^2} = -100 \\
& \frac{T_{2,4} - 2T_{3,4} + T_{4,4}}{\Delta r^2} + \frac{1}{2\Delta r} \frac{T_{4,4} - T_{2,4}}{2\Delta r} + \frac{1}{4\Delta r^2} \frac{T_{3,3} - 2T_{3,4} + T_{3,5}}{\Delta \theta^2} = -100 \\
& T_{2,4} \left( \frac{3}{4\Delta r^2} \right) + T_{3,4} \left( \frac{-2}{\Delta r^2} - \frac{1}{2\Delta r^2 \Delta \theta^2} \right) + T_{4,4} \left( \frac{5}{4\Delta r^2} \right) + T_{3,3} \left( \frac{1}{4\Delta r^2 \Delta \theta^2} \right) + T_{3,5} \left( \frac{1}{4\Delta r^2 \Delta \theta^2} \right) = -100 \quad (3,4)
\end{aligned}$$

At node (4,4)

$$\begin{aligned}
& \frac{\partial^2 T}{\partial r^2} + \frac{1}{r} \frac{\partial T}{\partial r} + \frac{1}{r^2} \frac{\partial^2 T}{\partial \theta^2} = -100 \\
& \frac{T_{i-1,j} - 2T_{ij} + T_{i+1,j}}{\Delta r^2} + \frac{1}{(i-1)(\Delta r)} \frac{T_{i+1,j} - T_{i-1,j}}{2\Delta r} + \frac{1}{[(i-1)(\Delta r)]^2} \frac{T_{ij-1} - 2T_{ij} + T_{ij+1}}{\Delta \theta^2} = -100 \\
& \frac{T_{3,4} - 2T_{4,4} + T_{5,4}}{\Delta r^2} + \frac{1}{3\Delta r} \frac{T_{5,4} - T_{3,4}}{2\Delta r} + \frac{1}{9\Delta r^2} \frac{T_{4,3} - 2T_{4,4} + T_{4,5}}{\Delta \theta^2} = -100
\end{aligned}$$

But  $T_{5,4} = 0$  since at B.C. hence

$$\begin{aligned} & \frac{T_{3,4} - 2T_{4,4}}{\Delta r^2} + \frac{1}{3\Delta r} \frac{-T_{3,4}}{2\Delta r} + \frac{1}{9\Delta r^2} \frac{T_{4,3} - 2T_{4,4} + T_{4,5}}{\Delta \theta^2} = -100 \\ T_{3,4} \left( \frac{5}{6\Delta r^2} \right) + T_{4,4} \left( \frac{-2}{\Delta r^2} + \frac{-2}{9\Delta r^2 \Delta \theta^2} \right) + T_{4,3} \left( \frac{1}{9\Delta r^2 \Delta \theta^2} \right) + T_{4,5} \left( \frac{1}{9\Delta r^2 \Delta \theta^2} \right) &= -100 \end{aligned} \quad (4,4)$$

This completes the central line, now we move  $\Delta\theta$  anti-clock wise and process the next grid line.

Node (2,5) is in the left side, where the PDE is  $\frac{\partial^2 T}{\partial r^2} + \frac{1}{r} \frac{\partial T}{\partial r} + \frac{1}{r^2} \frac{\partial^2 T}{\partial \theta^2} = 0$ . Hence

$$\begin{aligned} & \frac{\partial^2 T}{\partial r^2} + \frac{1}{r} \frac{\partial T}{\partial r} + \frac{1}{r^2} \frac{\partial^2 T}{\partial \theta^2} = 0 \\ & \frac{T_{i-1,j} - 2T_{ij} + T_{i+1,j}}{\Delta r^2} + \frac{1}{(i-1)(\Delta r)} \frac{T_{i+1,j} - T_{i-1,j}}{2\Delta r} + \frac{1}{[(i-1)(\Delta r)]^2} \frac{T_{ij-1} - 2T_{ij} + T_{ij+1}}{\Delta \theta^2} = 0 \\ & \frac{T_{1,5} - 2T_{2,5} + T_{3,5}}{\Delta r^2} + \frac{1}{\Delta r} \frac{T_{3,5} - T_{1,5}}{2\Delta r} + \frac{1}{\Delta r^2} \frac{T_{2,4} - 2T_{2,5} + T_{2,6}}{\Delta \theta^2} = 0 \\ T_{1,1} \left( \frac{1}{2\Delta r^2} \right) + T_{2,5} \left( \frac{-2}{\Delta r^2} - \frac{2}{\Delta r^2 \Delta \theta^2} \right) + T_{3,5} \left( \frac{3}{2\Delta r^2} \right) + T_{2,4} \left( \frac{1}{\Delta r^2 \Delta \theta^2} \right) + T_{2,6} \left( \frac{1}{\Delta r^2 \Delta \theta^2} \right) &= 0 \end{aligned} \quad (2,5)$$

At node (3,5)

$$\begin{aligned} & \frac{\partial^2 T}{\partial r^2} + \frac{1}{r} \frac{\partial T}{\partial r} + \frac{1}{r^2} \frac{\partial^2 T}{\partial \theta^2} = 0 \\ & \frac{T_{i-1,j} - 2T_{ij} + T_{i+1,j}}{\Delta r^2} + \frac{1}{(i-1)(\Delta r)} \frac{T_{i+1,j} - T_{i-1,j}}{2\Delta r} + \frac{1}{[(i-1)(\Delta r)]^2} \frac{T_{ij-1} - 2T_{ij} + T_{ij+1}}{\Delta \theta^2} = 0 \\ & \frac{T_{2,5} - 2T_{3,5} + T_{4,5}}{\Delta r^2} + \frac{1}{2\Delta r} \frac{T_{4,5} - T_{2,5}}{2\Delta r} + \frac{1}{4\Delta r^2} \frac{T_{3,4} - 2T_{3,5} + T_{3,6}}{\Delta \theta^2} = 0 \\ T_{2,5} \left( \frac{3}{4\Delta r^2} \right) + T_{3,5} \left( \frac{-2}{\Delta r^2} - \frac{1}{2\Delta r^2 \Delta \theta^2} \right) + T_{4,5} \left( \frac{5}{4\Delta r^2} \right) + T_{3,4} \left( \frac{1}{4\Delta r^2 \Delta \theta^2} \right) + T_{3,6} \left( \frac{1}{4\Delta r^2 \Delta \theta^2} \right) &= 0 \end{aligned} \quad (3,5)$$

At node (4,5)

$$\begin{aligned} & \frac{\partial^2 T}{\partial r^2} + \frac{1}{r} \frac{\partial T}{\partial r} + \frac{1}{r^2} \frac{\partial^2 T}{\partial \theta^2} = 0 \\ & \frac{T_{i-1,j} - 2T_{ij} + T_{i+1,j}}{\Delta r^2} + \frac{1}{(i-1)(\Delta r)} \frac{T_{i+1,j} - T_{i-1,j}}{2\Delta r} + \frac{1}{[(i-1)(\Delta r)]^2} \frac{T_{ij-1} - 2T_{ij} + T_{ij+1}}{\Delta \theta^2} = 0 \\ & \frac{T_{3,5} - 2T_{4,5} + T_{5,5}}{\Delta r^2} + \frac{1}{3\Delta r} \frac{T_{5,5} - T_{3,5}}{2\Delta r} + \frac{1}{9\Delta r^2} \frac{T_{4,4} - 2T_{4,5} + T_{4,6}}{\Delta \theta^2} = 0 \end{aligned}$$

But  $T_{5,5} = 0$  since at boundary

$$\begin{aligned} & \frac{T_{3,5} - 2T_{4,5}}{\Delta r^2} + \frac{1}{3\Delta r} \frac{-T_{3,5}}{2\Delta r} + \frac{1}{9\Delta r^2} \frac{T_{4,4} - 2T_{4,5} + T_{4,6}}{\Delta \theta^2} = 0 \\ T_{3,5} \left( \frac{5}{6\Delta r^2} \right) + T_{4,5} \left( \frac{-2}{\Delta r^2} - \frac{2}{9\Delta r^2 \Delta \theta^2} \right) + T_{4,4} \left( \frac{1}{9\Delta r^2 \Delta \theta^2} \right) + T_{4,6} \left( \frac{1}{9\Delta r^2 \Delta \theta^2} \right) &= 0 \end{aligned} \quad (4,5)$$

At node (2,6)

$$\begin{aligned} & \frac{\partial^2 T}{\partial r^2} + \frac{1}{r} \frac{\partial T}{\partial r} + \frac{1}{r^2} \frac{\partial^2 T}{\partial \theta^2} = 0 \\ & \frac{T_{i-1,j} - 2T_{ij} + T_{i+1,j}}{\Delta r^2} + \frac{1}{(i-1)(\Delta r)} \frac{T_{i+1,j} - T_{i-1,j}}{2\Delta r} + \frac{1}{[(i-1)(\Delta r)]^2} \frac{T_{ij-1} - 2T_{ij} + T_{ij+1}}{\Delta \theta^2} = 0 \\ & \frac{T_{1,6} - 2T_{2,6} + T_{3,6}}{\Delta r^2} + \frac{1}{\Delta r} \frac{T_{3,6} - T_{1,6}}{2\Delta r} + \frac{1}{\Delta r^2} \frac{T_{2,5} - 2T_{2,6} + T_{2,7}}{\Delta \theta^2} = 0 \\ T_{1,1} \left( \frac{1}{2\Delta r^2} \right) + T_{2,6} \left( \frac{-2}{\Delta r^2} - \frac{2}{\Delta r^2 \Delta \theta^2} \right) + T_{3,6} \left( \frac{3}{2\Delta r^2} \right) + T_{2,5} \left( \frac{1}{\Delta r^2 \Delta \theta^2} \right) + T_{2,7} \left( \frac{1}{\Delta r^2 \Delta \theta^2} \right) &= 0 \end{aligned} \quad (2,6)$$

At node (3,6)

$$\begin{aligned}
& \frac{\partial^2 T}{\partial r^2} + \frac{1}{r} \frac{\partial T}{\partial r} + \frac{1}{r^2} \frac{\partial^2 T}{\partial \theta^2} = 0 \\
& \frac{T_{i-1,j} - 2T_{ij} + T_{i+1,j}}{\Delta r^2} + \frac{1}{(i-1)(\Delta r)} \frac{T_{i+1,j} - T_{i-1,j}}{2\Delta r} + \frac{1}{[(i-1)(\Delta r)]^2} \frac{T_{ij-1} - 2T_{ij} + T_{ij+1}}{\Delta \theta^2} = 0 \\
& \frac{T_{2,6} - 2T_{3,6} + T_{4,6}}{\Delta r^2} + \frac{1}{2\Delta r} \frac{T_{4,6} - T_{2,6}}{2\Delta r} + \frac{1}{4\Delta r^2} \frac{T_{3,5} - 2T_{3,6} + T_{3,7}}{\Delta \theta^2} = 0 \\
& T_{2,6} \left( \frac{3}{4\Delta r^2} \right) + T_{3,6} \left( \frac{-2}{\Delta r^2} - \frac{1}{2\Delta r^2 \Delta \theta^2} \right) + T_{4,6} \left( \frac{5}{4\Delta r^2} \right) + T_{3,5} \left( \frac{1}{4\Delta r^2 \Delta \theta^2} \right) + T_{3,7} \left( \frac{1}{4\Delta r^2 \Delta \theta^2} \right) = 0
\end{aligned} \tag{3,6}$$

At node (4,6)

$$\begin{aligned}
& \frac{\partial^2 T}{\partial r^2} + \frac{1}{r} \frac{\partial T}{\partial r} + \frac{1}{r^2} \frac{\partial^2 T}{\partial \theta^2} = 0 \\
& \frac{T_{i-1,j} - 2T_{ij} + T_{i+1,j}}{\Delta r^2} + \frac{1}{(i-1)(\Delta r)} \frac{T_{i+1,j} - T_{i-1,j}}{2\Delta r} + \frac{1}{[(i-1)(\Delta r)]^2} \frac{T_{ij-1} - 2T_{ij} + T_{ij+1}}{\Delta \theta^2} = 0 \\
& \frac{T_{3,6} - 2T_{4,6} + T_{5,6}}{\Delta r^2} + \frac{1}{3\Delta r} \frac{T_{5,6} - T_{3,6}}{2\Delta r} + \frac{1}{9\Delta r^2} \frac{T_{4,5} - 2T_{4,6} + T_{4,7}}{\Delta \theta^2} = 0
\end{aligned}$$

But  $T_{5,6} = 0$  since at boundary hence

$$\begin{aligned}
& \frac{T_{3,6} - 2T_{4,6}}{\Delta r^2} + \frac{1}{3\Delta r} \frac{-T_{3,6}}{2\Delta r} + \frac{1}{9\Delta r^2} \frac{T_{4,5} - 2T_{4,6} + T_{4,7}}{\Delta \theta^2} = 0 \\
& T_{3,6} \left( \frac{5}{6\Delta r^2} \right) + T_{4,6} \left( \frac{-2}{\Delta r^2} - \frac{2}{9\Delta r^2 \Delta \theta^2} \right) + T_{4,5} \left( \frac{1}{9\Delta r^2 \Delta \theta^2} \right) + T_{4,7} \left( \frac{1}{9\Delta r^2 \Delta \theta^2} \right) = 0
\end{aligned} \tag{4,6}$$

We now move to the bottom grid line at  $\theta = \pi$ , where it is insulated.

At node (2,7)

$$\begin{aligned}
& \frac{\partial^2 T}{\partial r^2} + \frac{1}{r} \frac{\partial T}{\partial r} + \frac{1}{r^2} \frac{\partial^2 T}{\partial \theta^2} = 0 \\
& \frac{T_{1,7} - 2T_{2,7} + T_{3,7}}{\Delta r^2} + \frac{1}{\Delta r} \frac{T_{3,7} - T_{1,7}}{2\Delta r} + \frac{1}{\Delta r^2} \frac{T_{2,6} - 2T_{2,7} + T_{2,8}}{\Delta \theta^2} = 0
\end{aligned}$$

But  $T_{2,8} = T_{2,5}$  due to insulation and  $T_{1,7} = T_{1,1}$  since same node, hence above becomes

$$\begin{aligned}
& \frac{T_{1,1} - 2T_{2,7} + T_{3,7}}{\Delta r^2} + \frac{1}{\Delta r} \frac{T_{3,7} - T_{1,1}}{2\Delta r} + \frac{1}{\Delta r^2} \frac{2T_{2,6} - 2T_{2,7}}{\Delta \theta^2} = 0 \\
& T_{1,1} \left( \frac{1}{2\Delta r^2} \right) + T_{2,7} \left( \frac{-2}{\Delta r^2} - \frac{2}{\Delta r^2 \Delta \theta^2} \right) + T_{3,7} \left( \frac{3}{2\Delta r^2} \right) + T_{2,6} \left( \frac{2}{\Delta r^2 \Delta \theta^2} \right) = 0
\end{aligned} \tag{2,7}$$

At node (3,7)

$$\begin{aligned}
& \frac{\partial^2 T}{\partial r^2} + \frac{1}{r} \frac{\partial T}{\partial r} + \frac{1}{r^2} \frac{\partial^2 T}{\partial \theta^2} = 0 \\
& \frac{T_{i-1,j} - 2T_{ij} + T_{i+1,j}}{\Delta r^2} + \frac{1}{(i-1)(\Delta r)} \frac{T_{i+1,j} - T_{i-1,j}}{2\Delta r} + \frac{1}{[(i-1)(\Delta r)]^2} \frac{T_{ij-1} - 2T_{ij} + T_{ij+1}}{\Delta \theta^2} = 0 \\
& \frac{T_{2,7} - 2T_{3,7} + T_{4,7}}{\Delta r^2} + \frac{1}{2\Delta r} \frac{T_{4,7} - T_{2,7}}{2\Delta r} + \frac{1}{4\Delta r^2} \frac{T_{3,6} - 2T_{3,7} + T_{3,8}}{\Delta \theta^2} = 0
\end{aligned}$$

But  $T_{3,8} = T_{3,6}$  due to insulation, hence

$$\begin{aligned}
& \frac{T_{2,7} - 2T_{3,7} + T_{4,7}}{\Delta r^2} + \frac{1}{2\Delta r} \frac{T_{4,7} - T_{2,7}}{2\Delta r} + \frac{1}{4\Delta r^2} \frac{2T_{3,6} - 2T_{3,7}}{\Delta \theta^2} = 0 \\
& T_{2,7} \left( \frac{3}{4\Delta r^2} \right) + T_{3,7} \left( \frac{-2}{\Delta r^2} - \frac{1}{2\Delta r^2 \Delta \theta^2} \right) + T_{4,7} \left( \frac{5}{4\Delta r^2} \right) + T_{3,6} \left( \frac{1}{2\Delta r^2 \Delta \theta^2} \right) = 0
\end{aligned} \tag{3,7}$$

At node (4,7)

$$\begin{aligned}
& \frac{\partial^2 T}{\partial r^2} + \frac{1}{r} \frac{\partial T}{\partial r} + \frac{1}{r^2} \frac{\partial^2 T}{\partial \theta^2} = 0 \\
& \frac{T_{i-1,j} - 2T_{ij} + T_{i+1,j}}{\Delta r^2} + \frac{1}{(i-1)(\Delta r)} \frac{T_{i+1,j} - T_{i-1,j}}{2\Delta r} + \frac{1}{[(i-1)(\Delta r)]^2} \frac{T_{ij-1} - 2T_{ij} + T_{ij+1}}{\Delta \theta^2} = 0 \\
& \frac{T_{3,7} - 2T_{4,7} + T_{5,7}}{\Delta r^2} + \frac{1}{3\Delta r} \frac{T_{5,7} - T_{3,7}}{2\Delta r} + \frac{1}{9\Delta r^2} \frac{T_{4,6} - 2T_{4,7} + T_{4,8}}{\Delta \theta^2} = 0
\end{aligned}$$

But  $T_{4,8} = T_{4,6}$  due to insulation and  $T_{5,7} = 0$  since on boundary, hence

$$\begin{aligned} \frac{T_{3,7} - 2T_{4,7}}{\Delta r^2} + \frac{1}{3\Delta r} \frac{-T_{3,7}}{2\Delta r} + \frac{1}{9\Delta r^2} \frac{2T_{4,6} - 2T_{4,7}}{\Delta \theta^2} &= 0 \\ T_{3,7} \left( \frac{5}{6\Delta r^2} \right) + T_{4,7} \left( \frac{-2}{\Delta r^2} - \frac{2}{9\Delta r^2 \Delta \theta^2} \right) + T_{4,6} \left( \frac{2}{9\Delta r^2 \Delta \theta^2} \right) &= 0 \end{aligned} \quad (4,7)$$

Now we are able to see the  $A$  matrix structure. The number of unknowns is 22. Let  $\alpha_1 = \left( \frac{-2}{\Delta r^2} - \frac{1}{2\Delta r^2 \Delta \theta^2} \right)$ ,  $\alpha_2 = \left( \frac{-2}{\Delta r^2} - \frac{2}{\Delta r^2 \Delta \theta^2} \right)$ ,  $\alpha_3 = \left( \frac{-2}{\Delta r^2} - \frac{2}{9\Delta r^2 \Delta \theta^2} \right)$ ,  $\beta = \frac{1}{\Delta r^2}$ ,  $\gamma = \frac{1}{\Delta r^2 \Delta \theta^2}$  then the above equations can now be written as  $Ax = f$

$$\begin{pmatrix} 1 & -\frac{1}{12} & 0 & 0 & -\frac{1}{6} & 0 & 0 & -\frac{1}{6} & 0 & 0 & -\frac{1}{6} & 0 & 0 & -\frac{1}{6} & 0 & 0 & -\frac{1}{6} & 0 & 0 & -\frac{1}{12} & 0 & 0 \\ \frac{1}{2}\beta & \alpha_2 & \frac{3}{2}\beta & 0 & 2\gamma & 0 & 0 & 0 & 0 & 0 & 0 & 0 & 0 & 0 & 0 & 0 & 0 & 0 & 0 & 0 & 0 & 0 \\ 0 & \frac{3}{4}\beta & \alpha_1 & \frac{5}{4}\beta & 0 & \frac{1}{2}\gamma & 0 & 0 & 0 & 0 & 0 & 0 & 0 & 0 & 0 & 0 & 0 & 0 & 0 & 0 & 0 & 0 \\ 0 & 0 & \frac{5}{6}\beta & \alpha_3 & 0 & 0 & \frac{2}{9}\gamma & 0 & 0 & 0 & 0 & 0 & 0 & 0 & 0 & 0 & 0 & 0 & 0 & 0 & 0 & 0 \\ \frac{1}{2}\beta & \gamma & 0 & 0 & \alpha_2 & \frac{3}{2}\beta & 0 & \gamma & 0 & 0 & 0 & 0 & 0 & 0 & 0 & 0 & 0 & 0 & 0 & 0 & 0 & 0 \\ 0 & 0 & \frac{1}{4}\gamma & 0 & \frac{3}{4}\beta & \alpha_1 & \frac{5}{4}\beta & 0 & \frac{1}{4}\gamma & 0 & 0 & 0 & 0 & 0 & 0 & 0 & 0 & 0 & 0 & 0 & 0 & 0 \\ 0 & 0 & 0 & \frac{1}{9}\gamma & 0 & \frac{5}{4}\beta & \alpha_3 & 0 & 0 & \frac{1}{9}\gamma & 0 & 0 & 0 & 0 & 0 & 0 & 0 & 0 & 0 & 0 & 0 & 0 \\ \frac{1}{2}\beta & 0 & 0 & 0 & \gamma & 0 & 0 & \alpha_2 & \frac{3}{2}\beta & 0 & \gamma & 0 & 0 & 0 & 0 & 0 & 0 & 0 & 0 & 0 & 0 & 0 \\ 0 & 0 & 0 & 0 & 0 & \frac{1}{4}\gamma & 0 & \frac{3}{4}\beta & \alpha_1 & \frac{5}{4}\beta & 0 & \frac{1}{4}\gamma & 0 & 0 & 0 & 0 & 0 & 0 & 0 & 0 & 0 & 0 \\ 0 & 0 & 0 & 0 & 0 & 0 & \frac{1}{9}\gamma & 0 & \frac{5}{6}\beta & \alpha_3 & 0 & 0 & \frac{1}{9}\gamma & 0 & 0 & 0 & 0 & 0 & 0 & 0 & 0 & 0 \\ \frac{1}{2}\beta & 0 & 0 & 0 & 0 & 0 & 0 & 0 & \alpha_2 & \frac{3}{2}\beta & 0 & \gamma & 0 & 0 & 0 & 0 & 0 & 0 & 0 & 0 & 0 & 0 \\ 0 & 0 & 0 & 0 & 0 & 0 & 0 & 0 & \frac{1}{4}\gamma & 0 & \frac{3}{4}\beta & \alpha_1 & \frac{5}{4}\beta & 0 & \frac{1}{4}\gamma & 0 & 0 & 0 & 0 & 0 & 0 & 0 \\ 0 & 0 & 0 & 0 & 0 & 0 & 0 & 0 & 0 & \frac{1}{9}\gamma & 0 & \frac{5}{6}\beta & \alpha_3 & 0 & 0 & \frac{1}{9}\gamma & 0 & 0 & 0 & 0 & 0 & 0 \\ \frac{1}{2}\beta & 0 & 0 & 0 & 0 & 0 & 0 & 0 & 0 & 0 & \gamma & 0 & 0 & \alpha_3 & \frac{3}{2}\beta & 0 & \gamma & 0 & 0 & 0 & 0 & 0 \\ 0 & 0 & 0 & 0 & 0 & 0 & 0 & 0 & 0 & 0 & \frac{1}{4}\gamma & 0 & \frac{3}{4}\beta & \alpha_1 & \frac{5}{4}\beta & 0 & \frac{1}{4}\gamma & 0 & 0 & 0 & 0 & 0 \\ 0 & 0 & 0 & 0 & 0 & 0 & 0 & 0 & 0 & 0 & 0 & 0 & \frac{1}{9}\gamma & 0 & \frac{5}{6}\beta & \alpha_3 & 0 & 0 & \frac{1}{9}\gamma & 0 & 0 & 0 \\ \frac{1}{2}\beta & 0 & 0 & 0 & 0 & 0 & 0 & 0 & 0 & 0 & 0 & 0 & 0 & 0 & \gamma & 0 & \alpha_3 & \frac{3}{2}\beta & 0 & \gamma & 0 & 0 \\ 0 & 0 & 0 & 0 & 0 & 0 & 0 & 0 & 0 & 0 & 0 & 0 & 0 & 0 & \frac{1}{4}\gamma & 0 & \frac{3}{4}\beta & \alpha_1 & \frac{5}{4}\beta & 0 & \frac{1}{4}\gamma & 0 \\ 0 & 0 & 0 & 0 & 0 & 0 & 0 & 0 & 0 & 0 & 0 & 0 & 0 & 0 & 0 & \frac{1}{9}\gamma & 0 & \frac{5}{6}\beta & \alpha_3 & 0 & 0 & \frac{1}{9}\gamma \\ \frac{1}{2}\beta & 0 & 0 & 0 & 0 & 0 & 0 & 0 & 0 & 0 & 0 & 0 & 0 & 0 & 0 & 0 & 2\gamma & 0 & 0 & \alpha_2 & \frac{3}{2}\beta & 0 \\ 0 & 0 & 0 & 0 & 0 & 0 & 0 & 0 & 0 & 0 & 0 & 0 & 0 & 0 & 0 & 0 & 0 & 0 & \frac{1}{2}\gamma & 0 & \frac{3}{4}\beta & \alpha_1 & \frac{5}{4}\beta \\ 0 & 0 & 0 & 0 & 0 & 0 & 0 & 0 & 0 & 0 & 0 & 0 & 0 & 0 & 0 & 0 & 0 & 0 & 0 & \frac{5}{6}\beta & \alpha_3 & \frac{1}{4}\gamma & 0 \\ 0 & 0 & 0 & 0 & 0 & 0 & 0 & 0 & 0 & 0 & 0 & 0 & 0 & 0 & 0 & 0 & 0 & 0 & 0 & 0 & \frac{5}{6}\beta & \alpha_3 & \frac{1}{4}\gamma \end{pmatrix} \begin{pmatrix} T_{11} \\ T_{21} \\ T_{31} \\ T_{41} \\ T_{22} \\ T_{32} \\ T_{42} \\ T_{23} \\ T_{33} \\ T_{43} \\ T_{24} \\ T_{34} \\ T_{44} \\ T_{25} \\ T_{35} \\ T_{45} \\ T_{26} \\ T_{36} \\ T_{46} \\ T_{27} \\ T_{37} \\ T_{47} \end{pmatrix} = \begin{pmatrix} 25\Delta r^2 \\ -200 \\ -200 \\ -200 \\ -200 \\ -200 \\ -200 \\ -200 \\ -200 \\ -200 \\ -100 \\ -100 \\ 0 \\ 0 \\ 0 \\ 0 \\ 0 \\ 0 \\ 0 \\ 0 \\ 0 \\ 0 \\ 0 \end{pmatrix}$$

We now can see the pattern to use. The above is solved using  $Ax = f$  in Matlab.

The solution below. The temperature at origin was found to be 4.737 degrees and the maximum was 6.666 degrees.

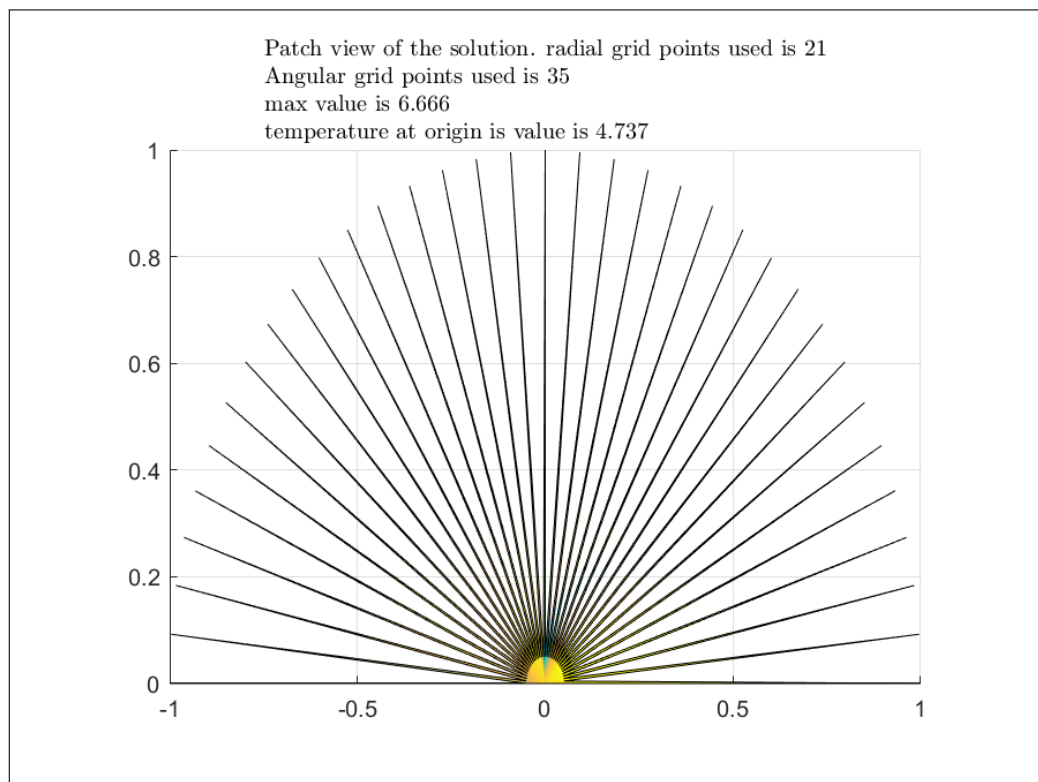


Figure 18: problem 3 solution using Matlab patch command

```
1 function nma_EMA_471_HW6_problem_3
2 %solution to problem 3, HW6, EMA 471
3 %EMA 471
```



```

4 %
5 %Please see report for derivation of the A matrix for
6 %this problem This uses the direct method, not iterative. Was
7 %very time consuming to make the A matrix. An iterative method
8 %would have been simpler
9 %
10 %version completed after midnight. 4/21/2016
11
12 close all; clc;
13 Nr      = 21; %grid points in radial direction
14 Na      = 35; %grid points in angular direction
15 n       = (Nr-2)*Na+1; %number of unknowns
16 delR    = 1/(Nr-1); %grid spacing radial direction
17 delAngle = pi/(Na-1); %grid spacing angular direction in radians
18 A       = make_A_matrix(Nr,Na,n,delR,delAngle);
19 f       = ones(n,1); %RHS.
20 f(1)    = 25*delR^2; %this where the origin maps to
21 f(2:(Nr-2)*(Na-1)/2+1) = -200; %right side of disk
22 f((Nr-2)*(Na-1)/2:(Nr-2)*(Na-1)/2+(Nr-2)) = -100; %center line
23
24 %left side of disk
25 f((Nr-2)*(Na-1)/2:(Nr-2)*(Na-1)/2+(Nr-2)+1:end) = 0;
26
27 u = A\f; %direct (All this hard work, just to make this one call)
28
29 fprintf('T_0 = %6.4f\n',u(1));
30
31 %find X,Y coordinates for patch command. I could use cart2pol()
32 %also, but need to patch the coordinates in the process to add
33 %the boundary conditions, which has known solution of zero,
34 %and loop seemed easier
35
36 X = zeros((Nr-1)*Na+1,1); %X coordinates
37 Y = X;
38 sol = X;
39 for i=1:Nr
40     if i==1 %this is origin
41         sol(i) = u(i);
42         X(i) = 0;
43         Y(i) = 0;
44     else
45         for j = 0:Na-1
46
47             %watch out. coordinate index is different
48             %than solution index, since we are
49             %adding boundary conditions
50             coord_idx = i+j*(Nr-1);
51
52             if i==Nr
53                 sol_idx = i+j*(Nr-1);
54                 sol(sol_idx)=0; %B.C.
55             else
56                 sol_idx = i+j*(Nr-2);
57                 sol(sol_idx)=u(sol_idx);
58             end
59             X(coord_idx)=(i-1)*delR*cos(j*delAngle);
60             Y(coord_idx)=(i-1)*delR*sin(j*delAngle);
61         end
62     end
63 end
64
65 %make patch plot and print the solution
66 patch(X,Y,sol);
67 grid;
68
69 title({sprintf('Patch view of the solution. radial grid points used is %d',Nr), ...
70     sprintf('Angular grid points used is %d',Na), ...
71     sprintf('max value is %6.3f$',max(sol)), ...
72     sprintf('temperature at origin is value is %6.3f$',sol(1))}, ...
73     'Interpreter', 'latex', 'fontsize',10);
74
75 end
76 %=====
77 function A = make_A_matrix(Nr,Na,n,delR,delAngle)
78 %please see report for details. This is complicated A matrix due to
79 %the geometry
80
81 a1 = (-2/delR^2-1/(2*delR^2*delAngle^2));

```

```

82 a2 = (-2/delR^2-2/(delR^2*delAngle^2));
83 a3 = (-2/delR^2-2/(9*delR^2*delAngle^2));
84 b = 1/delR^2;
85 gamma = 1/(delR^2*delAngle^2);
86 z = 1; %this is used to count the angular jumps.
87 %Needed to sync with
88
89 A = zeros(n);
90
91 %make first line. This is the bottom edge, right size of disk
92 A(1,1) = 1;
93 A(1,2) = -1/(2*(Na-1));
94 for j = Nr:(Nr-2):(Nr+(Nr-2)*(Na-3))
95     A(1,j) = -1/(Na-1);
96 end
97 A(1,(Nr-2)*Na-1) = -1/(2*(Na-1));
98
99
100 for i=2:(Nr-2):2+(Nr-2)*(Na-1)
101     if i==2 || i==2+(Nr-2)*(Na-1) %these are the lower edges
102         if i == 2 %first edge, at theta=0
103             zz = 1; %to help me find where I am in the matrix
104             for k=i:Nr-3 %process each radial line
105                 % (internal nodes)
106                 if k==i %first in block
107                     A(k,1)=(1/2)*b;
108                     A(k,2)=a2;
109                     A(k,3)=(3/2)*b;
110                     A(k,Nr)=2*gamma;
111                 elseif k==i+Nr-3 %last
112                     A(k,Nr-2)=(5/6)*b;
113                     A(k,Nr-1)=a3;
114                     A(k,Nr-1+Nr-2)=2/9*gamma;
115                 else
116                     zz=zz+1;
117                     A(k,zz)=(3/5)*b;
118                     A(k,zz+1)=a1;
119                     A(k,zz+2)=5/4*b;
120                     A(k,zz+Nr-2)=1/2*gamma;
121                 end
122             end
123         else %last edge, at theta=pi
124             zz=0;
125             for k=i:Nr-3 %process each radial line (internal)
126                 z0=2+(Nr-2)*(Na-1); %where last edge node starts
127                 if k==i %first in block
128                     A(k,z0)=a2;
129                     A(k,z0-Nr-2)=2*gamma;
130                     A(k,z0+1)=3/2*b;
131                 elseif k==i+Nr-3 %last
132                     zz=zz+1;
133                     A(k,z0+zz)=a3;
134                     A(k,z0+zz-1)=5/6*b;
135                     A(k,z0+zz-(Nr-2))=2/9*gamma;
136                 else
137                     zz=zz+1;
138                     A(k,z0+zz)=a1;
139                     A(k,z0+zz-1)=(3/5)*b;
140                     A(k,z0+zz+1)=5/4*b;
141                     A(k,z0+zz-(Nr-2))=1/2*gamma;
142                 end
143             end
144         end
145     else %internal radial lines
146         for k=i:Nr-3 %process each radial line (internal nodes)
147             if k==i %first in block
148                 z = z + 1;
149                 A(k,1)=(1/2)*b;
150                 A(k,z)=gamma;
151                 A(k,z+(Nr-2))=a2;
152                 A(k,z+1+(Nr-2))=3/2*b;
153                 A(k,z+2*(Nr-2))=gamma;
154             elseif k==i+Nr-3 %last
155                 z = z + 1;
156                 A(k,z)=1/9*gamma;
157                 A(k,z+(Nr-3))=(5/4)*b;
158                 A(k,z+1+(Nr-3))=a3;
159                 A(k,z+2*(Nr-2))=1/8*gamma;

```

```
160         else
161             z=z+1; %to tag where entries start
162             A(k,z)=(1/4)*gamma;
163             A(k,z+(Nr-3))=(3/4)*b;
164             A(k,z+1+(Nr-3))=a1;
165             A(k,z+2+(Nr-3))=5/4*b;
166             A(k,z+2*(Nr-2))=(1/4)*gamma;
167         end
168     end
169 end
170 end
171 end
```